

# Student feedback & social work

## KARNATAKA STATE AKKAMAHADEVI WOMEN'S UNIVERSITY

### DEPARTMENT OF SOCIAL WORK

#### 2017-18 Batch Students Feedback

##### Depth of the course content including project work if any

Subject	Excellent		Very good		Good		Satisfactory		Total	
	N	%	n	%	n	%	N	%	n	%
C1	9	24.3	12	32.4	14	37.8	2	5.4	37	100.0
C2	13	35.1	11	29.7	10	27.0	3	8.1	37	100.0
C3	12	32.4	13	35.1	11	29.7	1	2.7	37	100.0
C4	13	35.1	13	35.1	11	29.7	0	0	37	100.0
C5	11	29.7	14	37.8	12	32.4	0	0	37	100.0
C6	8	21.6	19	51.4	10	27.0	0	0	37	100.0
C7	13	35.1	20	54.1	4	10.8	0	0	37	100.0
C8	9	24.3	20	54.1	7	18.9	1	2.7	37	100.0
C9	10	27.0	20	54.1	7	18.9	0	0	37	100.0
C10	10	27.0	18	48.6	8	21.6	1	2.7	37	100.0
C11	11	29.7	18	48.6	6	16.2	2	5.4	37	100.0
C12	12	32.4	17	45.9	7	18.9	1	2.7	37	100.0

##### Depth of the course content including project work if any

Subject	Excellent		Very good		Good		Satisfactory		Total	
	n	%	n	%	n	%	n	%	n	%
C13	14	34.15	11	26.83	11	26.83	5	12.20	41	100.0
C14	15	36.59	15	36.59	6	14.63	5	12.20	41	100.0
C15	11	26.83	11	26.83	7	17.07	5	12.20	41	100.0
C16	12	29.27	12	29.27	12	29.27	5	12.20	41	100.0
C17	15	36.59	15	36.59	7	17.07	4	9.76	41	100.0
C18	11	26.83	13	31.71	13	31.71	4	9.76	41	100.0
C19	13	31.71	10	24.39	16	39.02	2	4.88	41	100.0
C20	13	31.71	9	21.95	14	34.15	5	12.20	41	100.0
C21	10	24.39	10	24.39	18	43.90	3	7.32	41	100.0
C22	10	24.39	12	29.27	17	41.46	2	4.88	41	100.0
C23	12	29.27	10	24.39	14	34.15	5	12.20	41	100.0
C24	12	29.27	9	21.95	15	36.59	5	12.20	41	100.0
C25	14	34.15	11	26.83	11	26.83	5	12.20	41	100.0
C26	15	36.59	15	36.59	7	17.07	4	9.76	41	100.0
C27	11	26.83	13	31.71	13	31.71	4	9.76	41	100.0



**Extent of coverage of course**

Subject	Excellent		Very good		Good		Satisfactory		Total	
	n	%	n	%	n	%	n	%	n	%
C1	9	24.3	9	24.3	14	37.8	5	13.5	37	100.0
C2	10	27.0	6	16.2	18	48.6	3	8.1	37	100.0
C3	10	27.0	8	21.6	17	45.9	2	5.4	37	100.0
C4	8	21.6	10	27.0	14	37.8	5	13.5	37	100.0
C5	12	32.4	5	13.5	15	40.5	5	13.5	37	100.0
C6	14	37.8	7	18.9	11	29.7	5	13.5	37	100.0
C7	11	29.7	15	40.5	6	16.2	5	13.5	37	100.0
C8	11	29.7	7	18.9	7	18.9	5	13.5	37	100.0
C9	8	21.6	12	32.4	12	32.4	5	13.5	37	100.0
C10	11	29.7	15	40.5	7	18.9	4	10.8	37	100.0
C11	11	29.7	9	24.3	13	35.1	4	10.8	37	100.0
C12	13	35.1	6	16.2	16	43.2	2	5.4	37	100.0

**Extent of coverage of course**

Subject	Excellent		Very good		Good		Satisfactory		Total	
	n	%	n	%	n	%	n	%	n	%
C13	15	36.59	15	36.59	6	14.63	5	12.20	41	100.0
C14	11	26.83	11	26.83	7	17.07	5	12.20	41	100.0
C15	12	29.27	12	29.27	12	29.27	5	12.20	41	100.0
C16	15	36.59	15	36.59	7	17.07	4	9.76	41	100.0
C17	11	26.83	13	31.71	13	31.71	4	9.76	41	100.0
C18	13	31.71	10	24.39	16	39.02	2	4.88	41	100.0
C19	10	24.39	10	24.39	18	43.90	3	7.32	41	100.0
C20	10	24.39	12	29.27	17	41.46	2	4.88	41	100.0
C21	12	29.27	10	24.39	14	34.15	5	12.20	41	100.0
C22	13	31.71	9	21.95	14	34.15	5	12.20	41	100.0
C23	15	36.59	15	36.59	7	17.07	4	9.76	41	100.0
C24	11	26.83	13	31.71	13	31.71	4	9.76	41	100.0
C25	10	24.39	12	29.27	17	41.46	2	4.88	41	100.0
C26	12	29.27	10	24.39	14	34.15	5	12.20	41	100.0
C27	13	31.71	9	21.95	14	34.15	5	12.20	41	100.0



**Clarity and relevance of textual materials**

Subject	Excellent		Very good		Good		Satisfactory		Total	
	n	%	n	%	n	%	N	%	n	%
C1	10	27.0	6	16.2	18	48.6	3	8.1	37	100.0
C2	10	27.0	8	21.6	17	45.9	2	5.4	37	100.0
C3	8	21.6	10	27.0	14	37.8	5	13.5	37	100.0
C4	12	32.4	5	13.5	15	40.5	5	13.5	37	100.0
C5	14	37.8	7	18.9	11	29.7	5	13.5	37	100.0
C6	11	29.7	15	40.5	6	16.2	5	13.5	37	100.0
C7	11	29.7	7	18.9	7	18.9	5	13.5	37	100.0
C8	11	29.7	15	40.5	7	18.9	4	10.8	37	100.0
C9	11	29.7	9	24.3	13	35.1	4	10.8	37	100.0
C10	13	35.1	6	16.2	16	43.2	2	5.4	37	100.0
C11	11	29.7	15	40.5	7	18.9	4	10.8	37	100.0
C12	11	29.7	9	24.3	13	35.1	4	10.8	37	100.0

**Clarity and relevance of textual materials**

Subject	Excellent		Very good		Good		Satisfactory		Total	
	n	%	n	%	n	%	N	%	n	%
C13	13	31.71	9	21.95	14	34.15	5	12.20	41	100.0
C14	10	24.39	10	24.39	18	43.90	3	7.32	41	100.0
C15	10	24.39	12	29.27	17	41.46	2	4.88	41	100.0
C16	10	24.39	10	24.39	18	43.90	3	7.32	41	100.0
C17	10	24.39	12	29.27	17	41.46	2	4.88	41	100.0
C18	12	29.27	10	24.39	14	34.15	5	12.20	41	100.0
C19	11	26.83	11	26.83	7	17.07	5	12.20	41	100.0
C20	12	29.27	12	29.27	12	29.27	5	12.20	41	100.0
C21	10	24.39	12	29.27	17	41.46	2	4.88	41	100.0
C22	15	36.59	15	36.59	6	14.63	5	12.20	41	100.0
C23	11	26.83	11	26.83	7	17.07	5	12.20	41	100.0
C24	12	29.27	12	29.27	12	29.27	5	12.20	41	100.0
C25	10	24.39	12	29.27	17	41.46	2	4.88	41	100.0
C26	15	36.59	15	36.59	6	14.63	5	12.20	41	100.0
C27	11	26.83	11	26.83	7	17.07	5	12.20	41	100.0



**Inclusion of recent trends in the subject**

Subject	Excellent		Very good		Good		Satisfactory		Total	
	n	%	n	%	n	%	n	%	n	%
C1	10	27.0	6	16.2	18	48.6	3	8.1	37	100.0
C2	10	27.0	8	21.6	17	45.9	2	5.4	37	100.0
C3	8	21.6	10	27.0	14	37.8	5	13.5	37	100.0
C4	14	37.8	7	18.9	11	29.7	5	13.5	37	100.0
C5	11	29.7	15	40.5	6	16.2	5	13.5	37	100.0
C6	11	29.7	7	18.9	7	18.9	5	13.5	37	100.0
C7	11	29.7	15	40.5	7	18.9	4	10.8	37	100.0
C8	11	29.7	9	24.3	13	35.1	4	10.8	37	100.0
C9	13	35.1	6	16.2	16	43.2	2	5.4	37	100.0
C10	9	24.3	9	24.3	14	37.8	5	13.5	37	100.0
C11	10	27.0	6	16.2	18	48.6	3	8.1	37	100.0
C12	11	29.7	15	40.5	7	18.9	4	10.8	37	100.0

**Inclusion of recent trends in the subject**

Subject	Excellent		Very good		Good		Satisfactory		Total	
	n	%	n	%	n	%	n	%	n	%
C13	10	24.39	12	29.27	17	41.46	2	4.88	41	100.0
C14	12	29.27	10	24.39	14	34.15	5	12.20	41	100.0
C15	13	31.71	9	21.95	14	34.15	5	12.20	41	100.0
C16	15	36.59	15	36.59	7	17.07	4	9.76	41	100.0
C17	10	24.39	12	29.27	17	41.46	2	4.88	41	100.0
C18	10	24.39	10	24.39	18	43.90	3	7.32	41	100.0
C19	10	24.39	12	29.27	17	41.46	2	4.88	41	100.0
C20	12	29.27	10	24.39	14	34.15	5	12.20	41	100.0
C21	12	29.27	9	21.95	15	36.59	5	12.20	41	100.0
C22	15	36.59	15	36.59	6	14.63	5	12.20	41	100.0
C23	10	24.39	10	24.39	18	43.90	3	7.32	41	100.0
C24	13	31.71	9	21.95	14	34.15	5	12.20	41	100.0
C25	15	36.59	15	36.59	6	14.63	5	12.20	41	100.0
C26	10	24.39	10	24.39	18	43.90	3	7.32	41	100.0
C27	13	31.71	9	21.95	14	34.15	5	12.20	41	100.0



**Extent of efforts required by students**

Subject	Excellent		Very good		Good		Satisfactory		Total	
	n	%	n	%	n	%	n	%	n	%
C1	13	35.1	11	29.7	10	27.0	3	8.1	37	100
C2	12	32.4	13	35.1	11	29.7	1	2.7	37	100
C3	13	35.1	13	35.1	11	29.7	0	0	37	100
C4	11	29.7	14	37.8	12	32.4	0	0	37	100
C5	13	35.1	20	54.1	4	10.8	0	0	37	100
C6	9	24.3	20	54.1	7	18.9	1	2.7	37	100
C7	10	27.0	20	54.1	7	18.9	0	0	37	100
C8	10	27.0	18	48.6	8	21.6	1	2.7	37	100
C9	11	29.7	18	48.6	6	16.2	2	5.4	37	100
C10	12	32.4	17	45.9	7	18.9	1	2.7	37	100
C11	11	29.7	15	40.5	7	18.9	4	10.8	37	100
C12	11	29.7	9	24.3	13	35.1	4	10.8	37	100

**Extent of efforts required by students**

Subject	Excellent		Very good		Good		Satisfactory		Total	
	n	%	n	%	n	%	n	%	n	%
C13	15	36.59	15	36.59	6	14.63	5	12.20	41	100.0
C14	11	26.83	11	26.83	7	17.07	5	12.20	41	100.0
C15	12	29.27	12	29.27	12	29.27	5	12.20	41	100.0
C16	15	36.59	15	36.59	7	17.07	4	9.76	41	100.0
C17	11	26.83	13	31.71	13	31.71	4	9.76	41	100.0
C18	12	29.27	10	24.39	14	34.15	5	12.20	41	100.0
C19	13	31.71	9	21.95	14	34.15	5	12.20	41	100.0
C20	15	36.59	15	36.59	7	17.07	4	9.76	41	100.0
C21	11	26.83	13	31.71	13	31.71	4	9.76	41	100.0
C22	12	29.27	12	29.27	12	29.27	5	12.20	41	100.0
C23	15	36.59	15	36.59	7	17.07	4	9.76	41	100.0
C24	11	26.83	13	31.71	13	31.71	4	9.76	41	100.0
C25	15	36.59	15	36.59	7	17.07	4	9.76	41	100.0
C26	11	26.83	13	31.71	13	31.71	4	9.76	41	100.0
C27	16	36.36	13	29.45	12	27.27	3	06.80	44	100.0



**Overall rating**

Subject	Excellent		Very good		Good		Total	
	n	%	n	%	n	%	n	%
C1	12	32.4	13	35.1	11	29.7	37	100.0
C2	11	29.7	14	37.8	12	32.4	37	100.0
C3	8	21.6	19	51.4	10	27.0	37	100.0
C4	13	35.1	20	54.1	4	10.8	37	100.0
C5	10	27.0	20	54.1	7	18.9	37	100.0
C6	14	37.8	17	45.9	6	16.2	37	100.0
C7	10	27.0	20	54.1	7	18.9	37	100.0
C8	10	27.0	20	54.1	7	18.9	37	100.0
C9	11	29.7	14	37.8	12	32.4	37	100.0
C10	8	21.6	19	51.4	10	27.0	37	100.0
C11	13	35.1	20	54.1	4	10.8	37	100.0
C12	12	32.4	13	35.1	10	27.0	37	100.0

**Overall rating**

Subject	Excellent		Very good		Good		Total	
	n	%	n	%	n	%	n	%
C13	15	36.59	14	34.15	12	29.27	41	100.0
C14	18	43.39	14	34.15	9	21.95	41	100.0
C15	11	26.83	20	48.78	10	24.39	41	100.0
C16	13	31.71	20	48.78	8	19.51	41	100.0
C17	15	36.59	20	48.78	6	14.63	41	100.0
C18	16	39.02	14	34.15	11	26.83	41	100.0
C19	11	26.83	20	48.78	10	24.39	41	100.0
C20	13	31.71	20	48.78	8	19.51	41	100.0
C21	15	36.59	14	34.15	12	29.27	41	100.0
C22	18	43.39	14	34.15	9	21.95	41	100.0
C23	11	21.6	20	48.78	10	24.39	41	100.0
C24	13	31.71	20	48.78	8	19.51	41	100.0
C25	16	39.02	14	34.15	11	26.83	41	100.0
C26	11	26.83	20	48.78	10	24.39	41	100.0
C27	13	31.71	20	48.78	8	19.51	41	100.0



**Applicability/ relevance to real life situations**

Subject	Excellent		Very good		Good		Satisfactory		Average		Total	
	n	%	n	%	n	%	n	%	n	%	n	%
C1	13	35.1	11	29.7	10	27.0	3	8.1	0	0	37	100.0
C2	12	32.4	13	35.1	11	29.7	1	2.7	0	0	37	100.0
C3	12	32.4	13	35.1	11	29.7	0	0	1	2.7	37	100.0
C4	11	29.7	14	37.8	12	32.4	0	0	0	0	37	100.0
C5	8	21.6	19	51.4	10	27.0	0	0	0	0	37	100.0
C6	13	35.1	20	54.1	4	10.8	0	0	0	0	37	100.0
C7	9	24.3	20	54.1	7	18.9	1	2.7	0	0	37	100.0
C8	10	27.0	20	54.1	7	18.9	0	0	0	0	37	100.0
C9	10	27.0	18	48.6	8	21.6	1	2.7	1	2.7	37	100.0
C10	11	29.7	18	48.6	6	16.2	2	5.4	1	2.7	37	100.0
C11	11	29.7	12	32.4	12	32.4	1	2.7	0	0	37	100.0
C12	12	32.4	13	35.1	10	27.0	2	5.4	0	0	37	100.0

**Applicability/ relevance to real life situations**

Subject	Excellent		Very good		Good		Satisfactory		Total	
	n	%	n	%	n	%	n	%	n	%
C13	15	36.59	15	36.59	6	14.63	5	12.20	41	100.0
C14	11	26.83	11	26.83	7	17.07	5	12.20	41	100.0
C15	12	29.27	12	29.27	12	29.27	5	12.20	41	100.0
C16	15	36.59	15	36.59	7	17.07	4	9.76	41	100.0
C17	11	26.83	13	31.71	13	31.71	4	9.76	41	100.0
C18	13	31.71	10	24.39	16	39.02	2	4.88	41	100.0
C19	10	24.39	10	24.39	18	43.90	3	7.32	41	100.0
C20	10	24.39	12	29.27	17	41.46	2	4.88	41	100.0
C21	12	29.27	10	24.39	14	34.15	5	12.20	41	100.0
C22	13	31.71	9	21.95	14	34.15	5	12.20	41	100.0
C23	15	36.59	15	36.59	7	17.07	4	9.76	41	100.0
C24	12	29.27	10	24.39	14	34.15	5	12.20	41	100.0
C25	13	31.71	9	21.95	14	34.15	5	12.20	41	100.0
C26	15	36.59	15	36.59	7	17.07	4	9.76	41	100.0
C27	11	26.83	13	31.71	13	31.71	4	9.76	41	100.0



**Learning value (in terms of knowledge, concepts, manual skills, analytical abilities and broadening perspectives)**

Subject	Excellent		Very good		Good		Satisfactory		Total	
	n	%	n	%	n	%	N	%	n	%
C1	14	37.8	7	18.9	11	29.7	5	13.5	37	100.0
C2	11	29.7	15	40.5	6	16.2	5	13.5	37	100.0
C3	11	29.7	7	18.9	7	18.9	5	13.5	37	100.0
C4	8	21.6	12	32.4	12	32.4	5	13.5	37	100.0
C5	11	29.7	15	40.5	7	18.9	4	10.8	37	100.0
C6	11	29.7	9	24.3	13	35.1	4	10.8	37	100.0
C7	13	35.1	6	16.2	16	43.2	2	5.4	37	100.0
C8	11	29.7	10	27.0	14	37.8	2	5.4	37	100.0
C9	11	29.7	14	37.8	10	27.0	2	5.4	37	100.0
C10	16	43.2	10	27.0	9	24.3	2	5.4	37	100.0
C11	11	29.7	16	43.2	8	21.6	2	5.4	37	100.0
C12	9	24.3	9	24.3	14	37.8	5	13.5	37	100.0

**Learning value (in terms of knowledge, concepts, manual skills, analytical abilities and broadening perspectives)**

Subject	Excellent		Very good		Good		Satisfactory		Total	
	n	%	n	%	n	%	N	%	n	%
C13	13	31.71	10	24.39	16	39.02	2	4.88	41	100.0
C14	11	26.83	11	26.83	7	17.07	5	12.20	41	100.0
C15	12	29.27	10	24.39	14	34.15	5	12.20	41	100.0
C16	11	26.83	11	26.83	7	17.07	5	12.20	41	100.0
C17	10	24.39	10	24.39	18	43.90	3	7.32	41	100.0
C18	10	24.39	12	29.27	17	41.46	2	4.88	41	100.0
C19	15	36.59	15	36.59	7	17.07	4	9.76	41	100.0
C20	11	26.83	13	31.71	13	31.71	4	9.76	41	100.0
C21	12	29.27	10	24.39	14	34.15	5	12.20	41	100.0
C22	12	29.27	9	21.95	15	36.59	5	12.20	41	100.0
C23	14	34.15	11	26.83	11	26.83	5	12.20	41	100.0
C24	15	36.59	15	36.59	6	14.63	5	12.20	41	100.0
C25	15	36.59	15	36.59	7	17.07	4	9.76	41	100.0
C26	11	26.83	13	31.71	13	31.71	4	9.76	41	100.0
C27	12	29.27	10	24.39	14	34.15	5	12.20	41	100.0



KARNATAKA STATE AKKAMAHADEVI WOMEN'S UNIVERSITY

DEPARTMENT OF SOCIAL WORK

2017-18 4<sup>th</sup> Semester Students Feedback

**1. Classroom Organization. Aims of the class clearly specified, any preparations that was needed for students was detailed, class time was effectively used, well-structured class presentation [Prof. S.A. Kazi]**

	Frequency	Percent
Excellent	8	21.6
Good	12	32.4
Poor	3	8.1
Very Good	14	37.8
<b>Total</b>	<b>37</b>	<b>100.0</b>

**1. Classroom Organization. Aims of the class clearly specified, any preparations that was needed for students was detailed, class time was effectively used, well-structured class presentation [Dr. G.B. Sonar]**

	Frequency	Percent
Excellent	19	51.4
Good	8	21.6
Very Good	10	27.0
<b>Total</b>	<b>37</b>	<b>100.0</b>

**1. Classroom Organization. Aims of the class clearly specified, any preparations that was needed for students was detailed, class time was effectively used, well-structured class presentation [Dr. Ramesh M Sonkamble]**

	Frequency	Percent
Excellent	5	13.5
Good	21	56.8
Poor	2	5.4
Very Good	7	18.9
Very Poor	2	5.4
<b>Total</b>	<b>37</b>	<b>100.0</b>

**1. Classroom Organization. Aims of the class clearly specified, any preparations that was needed for students was detailed, class time was effectively used, well-structured class presentation [Dr. Kalavati H Kamble]**

	Frequency	Percent
Excellent	7	18.9
Good	16	43.2
Poor	4	10.8
Very Good	10	27.0



<b>Total</b>	<b>37</b>	<b>100.0</b>
--------------	-----------	--------------

**1. Classroom Organization.** Aims of the class clearly specified, any preparations that was needed for students was detailed, class time was effectively used, well-structured class presentation [Mr. Sanjukumar Yaliballi]

	<b>Frequency</b>	<b>Percent</b>
Excellent	7	18.9
Good	16	43.2
Poor	5	13.5
Very Good	9	24.3
<b>Total</b>	<b>37</b>	<b>100.0</b>

**2. Explanation or Discussion** Important points were reinforced, use of example, analogies or illustrations, used terms familiar to students, indicated links to other parts of the subject, points or issues clearly explained [Prof. S.A. Kazi]

	<b>Frequency</b>	<b>Percent</b>
Excellent	18	48.6
Good	9	24.3
Poor	2	5.4
Very Good	7	18.9
Very Poor	1	2.7
<b>Total</b>	<b>37</b>	<b>100.0</b>

**2. Explanation or Discussion** Important points were reinforced, use of example, analogies or illustrations, used terms familiar to students, indicated links to other parts of the subject, points or issues clearly explained [Dr. G.B. Sonar]

	<b>Frequency</b>	<b>Percent</b>
Excellent	21	56.8
Good	6	16.2
Very Good	10	27.0
<b>Total</b>	<b>37</b>	<b>100.0</b>

**2. Explanation or Discussion** Important points were reinforced, use of example, analogies or illustrations, used terms familiar to students, indicated links to other parts of the subject, points or issues clearly explained [Dr. Ramesh M Sonkamble]

	<b>Frequency</b>	<b>Percent</b>
Excellent	8	21.6
Good	18	48.6
Poor	3	8.1
Very Good	6	16.2
Very Poor	2	5.4
<b>Total</b>	<b>37</b>	<b>100.0</b>



2. Explanation or Discussion Important points were reinforced, use of example, analogies or illustrations, used terms familiar to students, indicated links to other parts of the subject, points or issues clearly explained [Dr. Kalavati H Kamble]

	Frequency	Percent
Excellent	10	27.0
Good	16	43.2
Poor	1	2.7
Very Good	10	27.0
<b>Total</b>	<b>37</b>	<b>100.0</b>

2. Explanation or Discussion Important points were reinforced, use of example, analogies or illustrations, used terms familiar to students, indicated links to other parts of the subject, points or issues clearly explained [Mr. Sanjukumar Yaliballi]

	Frequency	Percent
Excellent	9	24.3
Good	14	37.8
Poor	2	5.4
Very Good	12	32.4
<b>Total</b>	<b>37</b>	<b>100.0</b>

3. Interest and Enthusiasm Class presented in an interesting way, teaching was lively or energetic, students further interest was stimulated [Prof. S.A. Kazi]

	Frequency	Percent
Excellent	8	21.6
Good	13	35.1
Poor	3	8.1
Very Good	13	35.1
<b>Total</b>	<b>37</b>	<b>100.0</b>

3. Interest and Enthusiasm Class presented in an interesting way, teaching was lively or energetic, students further interest was stimulated [Dr. G.B.Sonar]

	Frequency	Percent
Excellent	13	35.1
Good	10	27.0
Very Good	14	37.8
<b>Total</b>	<b>37</b>	<b>100.0</b>



**3. Interest and Enthusiasm Class presented in an interesting way, teaching was lively or energetic, students further interest was stimulated [Dr. Ramesh M Sonkamble]**

	Frequency	Percent
Excellent	4	10.8
Good	24	64.9
Poor	4	10.8
Very Good	4	10.8
Very Poor	1	2.7
<b>Total</b>	<b>37</b>	<b>100.0</b>

**3. Interest and Enthusiasm Class presented in an interesting way, teaching was lively or energetic, students further interest was stimulated [Dr. Kalavati H. Kamble]**

	Frequency	Percent
Excellent	5	13.5
Good	18	48.6
Poor	2	5.4
Very Good	12	32.4
<b>Total</b>	<b>37</b>	<b>100.0</b>

**3. Interest and Enthusiasm Class presented in an interesting way, teaching was lively or energetic, students further interest was stimulated [Mr. Sanjukumar Yaliballi]**

	Frequency	Percent
Excellent	6	16.2
Good	22	59.5
Poor	2	5.4
Very Good	7	18.9
<b>Total</b>	<b>37</b>	<b>100.0</b>

**4. Interaction with students Reacted positively to student comments or questions or in discussions, willing to assist student when they had difficulty, opportunities for input in the class [Prof. S.A. Kazi]**

	Frequency	Percent
Excellen	15	40.5
Good	9	24.3
Poor	3	8.1
Very Good	10	27.0
<b>Total</b>	<b>37</b>	<b>100.0</b>



**4. Interaction with students Reacted positively to student comments or questions or in discussions, willing to assist student when they had difficulty, opportunities for input in the class [Dr. G.B. Sonar]**

	Frequency	Percent
Excellen	23	62.2
Good	7	18.9
Very Good	7	18.9
<b>Total</b>	<b>37</b>	<b>100.0</b>

**4. Interaction with students Reacted positively to student comments or questions or in discussions, willing to assist student when they had difficulty, opportunities for input in the class [Dr. Ramesh M Sonkamble]**

	Frequency	Percent
Excellen	8	21.6
Good	16	43.2
Poor	3	8.1
Very Good	9	24.3
Very Poor	1	2.7
<b>Total</b>	<b>37</b>	<b>100.0</b>

**4. Interaction with students Reacted positively to student comments or questions or in discussions, willing to assist student when they had difficulty, opportunities for input in the class [Dr. Kalavati H Kamble]**

	Frequency	Percent
Excellen	10	27.0
Good	12	32.4
Poor	2	5.4
Very Good	13	35.1
<b>Total</b>	<b>37</b>	<b>100.0</b>

**4. Interaction with students Reacted positively to student comments or questions or in discussions, willing to assist student when they had difficulty, opportunities for input in the class [Mr. Sanjukumar Yaliballi]**

	Frequency	Percent
Excellen	11	29.7
Good	13	35.1
Poor	2	5.4
Very Good	11	29.7
<b>Total</b>	<b>37</b>	<b>100.0</b>



**5. Feedback to students Provide constructive input on student work, ways to improve was provided, input received in time to be useful [Prof. S.A. Kazi]**

	Frequency	Percent
Excellent	11	29.7
Good	13	35.1
Poor	4	10.8
Very Good	9	24.3
<b>Total</b>	<b>37</b>	<b>100.0</b>

**5. Feedback to students Provide constructive input on student work, ways to improve was provided, input received in time to be useful [Dr. G.B. Sanar]**

	Frequency	Percent
Excellent	13	35.1
Good	14	37.8
Very Good	10	27.0
<b>Total</b>	<b>37</b>	<b>100.0</b>

**5. Feedback to students Provide constructive input on student work, ways to improve was provided, input received in time to be useful [Dr. Ramesh M Sonkamble]**

	Frequency	Percent
Excellent	8	21.6
Good	16	43.2
Poor	5	13.5
Very Good	5	13.5
Very Poor	3	8.1
<b>Total</b>	<b>37</b>	<b>100.0</b>

**5. Feedback to students Provide constructive input on student work, ways to improve was provided, input received in time to be useful [Dr. Kalavari H Kamble]**

	Frequency	Percent
Excellent	7	18.9
Good	16	43.2
Poor	5	13.5
Very Good	9	24.3
<b>Total</b>	<b>37</b>	<b>100.0</b>

**5. Feedback to students Provide constructive input on student work, ways to improve was provided, input received in time to be useful [Mr. Sanjukumar Yaliballi]**

	Frequency	Percent
Excellent	10	27.0
Good	20	54.1
Poor	3	8.1
Very Good	3	8.1
Very Poor	1	2.7
<b>Total</b>	<b>37</b>	<b>100.0</b>



**6. Availability for consultation Office hours posted, times suitable to students, other forms of consultation available (ie., email, phone). [Prorf. S.A. Kazi]**

	Frequency	Percent
Excellent	9	24.3
Good	14	37.8
Poor	4	10.8
Very Good	9	24.3
Very Poor	1	2.7
<b>Total</b>	<b>37</b>	<b>100.0</b>

**6. Availability for consultation Office hours posted, times suitable to students, other forms of consultation available (ie., email, phone). [Dr. G.B. Sonar]**

	Frequency	Percent
Excellent	11	29.7
Good	14	37.8
Very Good	12	32.4
<b>Total</b>	<b>37</b>	<b>100.0</b>

**6. Availability for consultation Office hours posted, times suitable to students, other forms of consultation available (ie., email, phone). [Dr. Ramesh M Sonkamble]**

	Frequency	Percent
Excellent	6	16.2
Good	18	48.6
Poor	3	8.1
Very Good	7	18.9
Very Poor	3	8.1
<b>Total</b>	<b>37</b>	<b>100.0</b>

**6. Availability for consultation Office hours posted, times suitable to students, other forms of consultation available (ie., email, phone). [Dr. Kalavati H Kamble]**

	Frequency	Percent
Excellent	6	16.2
Good	18	48.6
Very Good	11	29.7
Very Poor	2	5.4
<b>Total</b>	<b>37</b>	<b>100.0</b>

**6. Availability for consultation Office hours posted, times suitable to students, other forms of consultation available (ie., email, phone). [Mr. Sanjukumar Yaliballi]**

	Frequency	Percent
Excellent	9	24.3
Good	17	45.9
Poor	4	10.8
Very Good	7	18.9
<b>Total</b>	<b>37</b>	<b>100.0</b>



7. Visual Materials Overheads, slides or handouts were clear and legible, useful to understand content [Prof. S.A. Kazi]

	Frequency	Percent
Excellent	10	27.0
Good	14	37.8
Poor	3	8.1
Very Good	9	24.3
Very Poor	1	2.7
<b>Total</b>	<b>37</b>	<b>100.0</b>

7. Visual Materials Overheads, slides or handouts were clear and legible, useful to understand content [Dr. G.B. Sonar]

	Frequency	Percent
Excellent	17	45.9
Good	12	32.4
Very Good	8	21.6
<b>Total</b>	<b>37</b>	<b>100.0</b>

7. Visual Materials Overheads, slides or handouts were clear and legible, useful to understand content [Dr. Ramesh M Sonkamble]

	Frequency	Percent
Excellent	6	16.2
Good	21	56.8
Poor	2	5.4
Very Good	7	18.9
Very Poor	1	2.7
<b>Total</b>	<b>37</b>	<b>100.0</b>

7. Visual Materials Overheads, slides or handouts were clear and legible, useful to understand content [Dr. Kalavati H Kamble]

	Frequency	Percent
Excellent	10	27.0
Good	19	51.4
Poor	1	2.7
Very Good	7	18.9
<b>Total</b>	<b>37</b>	<b>100.0</b>

7. Visual Materials Overheads, slides or handouts were clear and legible, useful to understand content [Mr. Sanjukumar Yaliballi]

	Frequency	Percent
Excellent	12	32.4
Good	18	48.6
Poor	1	2.7
Very Good	6	16.2
<b>Total</b>	<b>37</b>	<b>100.0</b>



**8. Voice & Speech Words and phrases easily understood, clearly heard in the classroom.**

**[Prof. S.A. Kazi]**

	<b>Frequency</b>	<b>Percent</b>
Excellent	14	37.8
Good	12	32.4
Poor	2	5.4
Very Good	6	16.2
Very Poor	3	8.1
<b>Total</b>	<b>37</b>	<b>100.0</b>

**8. Voice & Speech Words and phrases easily understood, clearly heard in the classroom.**

**[Dr. G.B. Sonar]**

	<b>Frequency</b>	<b>Percent</b>
Excellent	16	43.2
Good	16	43.2
Very Good	5	13.5
<b>Total</b>	<b>37</b>	<b>100.0</b>

**8. Voice & Speech Words and phrases easily understood, clearly heard in the classroom.**

**[Dr. Ramesh M Sonkamble]**

	<b>Frequency</b>	<b>Percent</b>
Excellent	8	21.6
Good	16	43.2
Poor	7	18.9
Very Good	4	10.8
Very Poor	2	5.4
<b>Total</b>	<b>37</b>	<b>100.0</b>

**8. Voice & Speech Words and phrases easily understood, clearly heard in the classroom.**

**[Dr. Kalavati H Kamble]**

	<b>Frequency</b>	<b>Percent</b>
Excellent	7	18.9
Good	17	45.9
Poor	2	5.4
Very Good	11	29.7
<b>Total</b>	<b>37</b>	<b>100.0</b>

**8. Voice & Speech Words and phrases easily understood, clearly heard in the classroom.**

**[Mr. Sanjukumar Yaliballi]**

	<b>Frequency</b>	<b>Percent</b>
Excellent	10	27.0
Good	12	32.4
Poor	6	16.2
Very Good	9	24.3
<b>Total</b>	<b>37</b>	<b>100.0</b>



9. Reference or Supporting Materials Aims of the class clearly specified, any preparations that was needed for students was detailed, class time was effectively used, well-structured class presentation [Prof. S.A. Kazi]

	Frequency	Percent
Excellent	12	32.4
Good	10	27.0
Poor	2	5.4
Very Good	12	32.4
Very Poor	1	2.7
<b>Total</b>	<b>37</b>	<b>100.0</b>

9. Reference or Supporting Materials Aims of the class clearly specified, any preparations that was needed for students was detailed, class time was effectively used, well-structured class presentation [Dr. G.B. Sonar]

	Frequency	Percent
Excellent	18	48.6
Good	8	21.6
Very Good	11	29.7
<b>Total</b>	<b>37</b>	<b>100.0</b>

9. Reference or Supporting Materials Aims of the class clearly specified, any preparations that was needed for students was detailed, class time was effectively used, well-structured class presentation [Dr. Ramesh M Sonkamble]

	Frequency	Percent
Excellent	4	10.8
Good	15	40.5
Poor	6	16.2
Very Good	10	27.0
Very Poor	2	5.4
<b>Total</b>	<b>37</b>	<b>100.0</b>

9. Reference or Supporting Materials Aims of the class clearly specified, any preparations that was needed for students was detailed, class time was effectively used, well-structured class presentation [Dr. Kalavati H Kamble]

	Frequency	Percent
Excellent	9	24.3
Good	12	32.4
Poor	6	16.2
Very Good	10	27.0
<b>Total</b>	<b>37</b>	<b>100.0</b>



9. Reference or Supporting Materials Aims of the class clearly specified, any preparations that was needed for students was detailed, class time was effectively used, well-structured class presentation [Mr. Sanjukumar Yaliballi]

	Frequency	Percent
Excellent	12	32.4
Good	13	35.1
Poor	5	13.5
Very Good	7	18.9
<b>Total</b>	<b>37</b>	<b>100.0</b>

10. Coverage of Syllabus Course content coverage as per the syllabus. [Prof. S.A. Kazi]

	Frequency	Percent
Excellent	10	27.0
Good	10	27.0
Poor	2	5.4
Very Good	14	37.8
Very Poor	1	2.7
<b>Total</b>	<b>37</b>	<b>100.0</b>

10. Coverage of Syllabus Course content coverage as per the syllabus. [Dr. G.B. Sonar]

	Frequency	Percent
Excellent	19	51.4
Good	5	13.5
Very Good	13	35.1
<b>Total</b>	<b>37</b>	<b>100.0</b>

10. Coverage of Syllabus Course content coverage as per the syllabus. [Dr. Ramesh M Sonkamble]

	Frequency	Percent
Excellent	7	18.9
Good	15	40.5
Poor	2	5.4
Very Good	10	27.0
Very Poor	3	8.1
<b>Total</b>	<b>37</b>	<b>100.0</b>

10. Coverage of Syllabus Course content coverage as per the syllabus. [Dr. Kalavati H Kamble]

	Frequency	Percent
Excellent	10	27.0
Good	13	35.1
Poor	1	2.7
Very Good	13	35.1
<b>Total</b>	<b>37</b>	<b>100.0</b>



**10. Coverage of Syllabus Course content coverage as per the syllabus. [Mr. Sanjukumar Yaliballi]**

	Frequency	Percent
Excellent	12	32.4
Good	15	40.5
Poor	1	2.7
Very Good	9	24.3
<b>Total</b>	<b>37</b>	<b>100.0</b>

**11. LABORATORY INTERACTION (Only for Laboratory Courses)Regular checking of laboratory records, Availability in the laboratory during laboratory hours, and helping the students in conducting experiments through set of instructions or demonstrations [Prof.**

	Frequency	Percent
Excellent	7	18.9
Good	18	48.6
Poor	1	2.7
Very Good	10	27.0
Very Poor	1	2.7
<b>Total</b>	<b>37</b>	<b>100.0</b>

**11. LABORATORY INTERACTION (Only for Laboratory Courses)Regular checking of laboratory records, Availability in the laboratory during laboratory hours, and helping the students in conducting experiments through set of instructions or demonstrations [Dr. G**

	Frequency	Percent
Excellent	9	24.3
Good	14	37.8
Very Good	14	37.8
<b>Total</b>	<b>37</b>	<b>100.0</b>

**11. LABORATORY INTERACTION (Only for Laboratory Courses)Regular checking of laboratory records, Availability in the laboratory during laboratory hours, and helping the students in conducting experiments through set of instructions or demonstrations [Dr. R**

	Frequency	Percent
Excellent	5	13.5
Good	25	67.6
Poor	3	8.1
Very Good	2	5.4
Very Poor	2	5.4
<b>Total</b>	<b>37</b>	<b>100.0</b>



**11. LABORATORY INTERACTION (Only for Laboratory Courses)Regular checking of laboratory records, Availability in the laboratory during laboratory hours, and helping the students in conducting experiments through set of instructions or demonstrations [Dr. K**

	Frequency	Percent
Excellent	7	18.9
Good	19	51.4
Poor	1	2.7
Very Good	10	27.0
<b>Total</b>	<b>37</b>	<b>100.0</b>

**11. LABORATORY INTERACTION (Only for Laboratory Courses)Regular checking of laboratory records, Availability in the laboratory during laboratory hours, and helping the students in conducting experiments through set of instructions or demonstrations [Mr. S**

	Frequency	Percent
Excellent	7	18.9
Good	21	56.8
Poor	2	5.4
Very Good	7	18.9
<b>Total</b>	<b>37</b>	<b>100.0</b>

**II. General Administration: [Timely display of information on notice board]**

	Frequency	Percent
Excellent	9	24.3
Good	11	29.7
Poor	3	8.1
Very Good	14	37.8
<b>Total</b>	<b>37</b>	<b>100.0</b>

**II. General Administration: [Assistance from Office staff]**

	Frequency	Percent
Excellent	9	24.3
Good	14	37.8
Poor	5	13.5
Very Good	9	24.3
<b>Total</b>	<b>37</b>	<b>100.0</b>



**II. General Administration: [Accessibility of authorities (Chairman, Registrar, Registrar(Eval),DR's)]**

	Frequency	Percent
Excellent	10	27.0
Good	11	29.7
Poor	4	10.8
Very Good	12	32.4
<b>Total</b>	<b>37</b>	<b>100.0</b>

**III. OBC & SC/ST Cell [Timely display of scholarship schemes on notice board]**

	Frequency	Percent
Excellent	6	16.2
Good	21	56.8
Poor	2	5.4
Very Good	6	16.2
Very Poor	2	5.4
<b>Total</b>	<b>37</b>	<b>100.0</b>

**III. OBC & SC/ST Cell [Assistance from Office staff in filling, submitting scholarship forms]**

	Frequency	Percent
Excellent	6	16.2
Good	18	48.6
Poor	4	10.8
Very Good	7	18.9
Very Poor	2	5.4
<b>Total</b>	<b>37</b>	<b>100.0</b>

**III. OBC & SC/ST Cell [Addressing the grievances related to scholarships]**

	Frequency	Percent
Excellent	6	16.2
Good	10	27.0
Poor	12	32.4
Very Good	7	18.9
Very Poor	2	5.4
<b>Total</b>	<b>37</b>	<b>100.0</b>

**IV. Hostel Administration [Availability of Rooms]**

	Frequency	Percent
Excellent	5	13.5
Good	26	70.3
Poor	3	8.1
Very Good	2	5.4
Very Poor	1	2.7
<b>Total</b>	<b>37</b>	<b>100.0</b>



**IV. Hostel Administration [Maintenance of amenities in hostel]**

	Frequency	Percent
Excellent	5	13.5
Good	16	43.2
Poor	13	35.1
Very Good	2	5.4
Very Poor	1	2.7
<b>Total</b>	<b>37</b>	<b>100.0</b>

**IV. Hostel Administration [Food quality]**

	Frequency	Percent
Excellent	4	10.8
Good	17	45.9
Poor	10	27.0
Very Good	1	2.7
Very Poor	5	13.5
<b>Total</b>	<b>37</b>	<b>100.0</b>

**V. General Amenities [Drinking Water facility]**

	Frequency	Percent
Excellent	5	13.5
Good	26	70.3
Poor	4	10.8
Very Good	1	2.7
Very Poor	1	2.7
<b>Total</b>	<b>37</b>	<b>100.0</b>

**V. General Amenities [Wash rooms/Toilets maintenance]**

	Frequency	Percent
Excellent	5	13.5
Good	18	48.6
Poor	10	27.0
Very Good	3	8.1
Very Poor	1	2.7
<b>Total</b>	<b>37</b>	<b>100.0</b>

**V. General Amenities [Bus facility to Campus]**

	Frequency	Percent
Excellent	5	13.5
Good	15	40.5
Poor	14	37.8
Very Good	2	5.4
Very Poor	1	2.7
<b>Total</b>	<b>37</b>	<b>100.0</b>



**VI. LIBRARY [Availability of Books]**

	Frequency	Percent
Excellent	6	16.2
Good	24	64.9
Very Good	7	18.9
<b>Total</b>	<b>37</b>	<b>100.0</b>

**VI. LIBRARY [Journals and e-conte]**

	Frequency	Percent
Excellent	5	13.5
Good	18	48.6
Poor	7	18.9
Very Good	7	18.9
<b>Total</b>	<b>37</b>	<b>100.0</b>

**VI. LIBRARY [Reading facility]**

	Frequency	Percent
Excellent	6	16.2
Good	17	45.9
Poor	7	18.9
Very Good	6	16.2
Very Poor	1	2.7
<b>Total</b>	<b>37</b>	<b>100.0</b>

**VI. Other Sections [NSS Activities]**

	Frequency	Percent
Excellent	6	16.2
Good	24	64.9
Poor	2	5.4
Very Good	5	13.5
<b>Total</b>	<b>37</b>	<b>100.0</b>

**VI. Other Sections [Sports facility]**

	Frequency	Percent
Excellent	5	13.5
Good	17	45.9
Poor	11	29.7
Very Good	4	10.8
<b>Total</b>	<b>37</b>	<b>100.0</b>

**VI. Other Sections [Student Welfare Activities]**

	Frequency	Percent
Excellent	5	13.5
Good	14	37.8
Poor	12	32.4
Very Good	6	16.2
<b>Total</b>	<b>37</b>	<b>100.0</b>



9.4

KARNATAKA STATE AKKAMAHADEVI WOMEN'S UNIVERSITY

DEPARTMENT OF SOCIAL WORK

2018-19 4<sup>th</sup> Semester Students Feedback

**1. Classroom Organization. Aims of the class clearly specified, any preparations that was needed for students was detailed, class time was effectively used, well-structured class presentation [Prof. S.A. Kazi]**

Ratings	Frequency	Percent
Excellent	7	22.6
Good	10	32.3
Poor	3	9.7
Very Good	11	35.5
<b>Total</b>	<b>31</b>	<b>100.0</b>

**1. Classroom Organization. Aims of the class clearly specified, any preparations that was needed for students was detailed, class time was effectively used, well-structured class presentation [Dr. G.B. Sonar]**

Ratings	Frequency	Percent
Excellent	16	51.6
Good	8	25.8
Very Good	7	22.6
<b>Total</b>	<b>31</b>	<b>100.0</b>

**1. Classroom Organization. Aims of the class clearly specified, any preparations that was needed for students was detailed, class time was effectively used, well-structured class presentation [Dr. Ramesh M Sonkamble]**

Ratings	Frequency	Percent
Excellent	5	16.1
Good	18	58.1
Poor	2	6.5
Very Good	4	12.9
Very Poor	2	6.5
<b>Total</b>	<b>31</b>	<b>100.0</b>

**1. Classroom Organization. Aims of the class clearly specified, any preparations that was needed for students was detailed, class time was effectively used, well-structured class presentation [Dr. Kalavati H Kamble]**

Ratings	Frequency	Percent
Excellent	6	19.4
Good	14	45.2
Poor	3	9.7
Very Good	8	25.8
<b>Total</b>	<b>31</b>	<b>100.0</b>

**1. Classroom Organization.** Aims of the class clearly specified, any preparations that was needed for students was detailed, class time was effectively used, well-structured class presentation [Mr. Shivalingappa Metri]

Ratings	Frequency	Percent
Excellent	6	19.4
Good	13	41.9
Poor	4	12.9
Very Good	8	25.8
<b>Total</b>	<b>31</b>	<b>100.0</b>

**1. Classroom Organization.** Aims of the class clearly specified, any preparations that was needed for students was detailed, class time was effectively used, well-structured class presentation [Dr. Praveenkumar]

Ratings	Frequency	Percent
Excellent	11	35.5
Good	14	45.2
Very Good	6	19.4
<b>Total</b>	<b>31</b>	<b>100.0</b>

**2. Explanation or Discussion** Important points were reinforced, use of example, analogies or illustrations, used terms familiar to students, indicated links to other parts of the subject, points or issues clearly explained [Prof. S.A. Kazi]

Ratings	Frequency	Percent
Excellent	13	41.9
Good	9	29.0
Poor	2	6.5
Very Good	6	19.4
Very Poor	1	3.2
<b>Total</b>	<b>31</b>	<b>100.0</b>

**2. Explanation or Discussion** Important points were reinforced, use of example, analogies or illustrations, used terms familiar to students, indicated links to other parts of the subject, points or issues clearly explained [Dr. G.B. Sonar]

Ratings	Frequency	Percent
Excellent	15	48.4
Good	6	19.4
Very Good	10	32.3



<b>Total</b>	<b>31</b>	<b>100.0</b>
--------------	-----------	--------------

2. Explanation or Discussion Important points were reinforced, use of example, analogies or illustrations, used terms familiar to students, indicated links to other parts of the subject, points or issues clearly explained [Dr. Ramesh M Sonkamble]

<b>Ratings</b>	<b>Frequency</b>	<b>Percent</b>
Excellent	6	19.4
Good	15	48.4
Poor	3	9.7
Very Good	5	16.1
Very Poor	2	6.5
<b>Total</b>	<b>31</b>	<b>100.0</b>

2. Explanation or Discussion Important points were reinforced, use of example, analogies or illustrations, used terms familiar to students, indicated links to other parts of the subject, points or issues clearly explained [Dr. Kalavati H Kamble]

<b>Ratings</b>	<b>Frequency</b>	<b>Percent</b>
Excellent	8	25.8
Good	14	45.2
Poor	1	3.2
Very Good	8	25.8
<b>Total</b>	<b>31</b>	<b>100.0</b>

2. Explanation or Discussion Important points were reinforced, use of example, analogies or illustrations, used terms familiar to students, indicated links to other parts of the subject, points or issues clearly explained [Mr. Shivalingappa Metri]

<b>Ratings</b>	<b>Frequency</b>	<b>Percent</b>
Excellent	8	25.8
Good	12	38.7
Poor	2	6.5
Very Good	9	29.0
<b>Total</b>	<b>31</b>	<b>100.0</b>

2. Explanation or Discussion Important points were reinforced, use of example, analogies or illustrations, used terms familiar to students, indicated links to other parts of the subject, points or issues clearly explained [Dr. Praveenkumar]

<b>Ratings</b>	<b>Frequency</b>	<b>Percent</b>
----------------	------------------	----------------

Excellent	11	35.5
Good	7	22.6
Very Good	13	41.9
<b>Total</b>	<b>31</b>	<b>100.0</b>

**3. Interest and Enthusiasm Class presented in an interesting way, teaching was lively or energetic, students further interest was stimulated [Prof. S.A. Kazi]**

Ratings	Frequency	Percent
Excellent	7	22.6
Good	11	35.5
Poor	3	9.7
Very Good	10	32.3
<b>Total</b>	<b>31</b>	<b>100.0</b>

**3. Interest and Enthusiasm Class presented in an interesting way, teaching was lively or energetic, students further interest was stimulated [Dr. G.B.Sonar]**

Ratings	Frequency	Percent
Excellent	12	38.7
Good	9	29.0
Very Good	10	32.3
<b>Total</b>	<b>31</b>	<b>100.0</b>

**3. Interest and Enthusiasm Class presented in an interesting way, teaching was lively or energetic, students further interest was stimulated [Dr. Ramesh M Sonkamble]**

Ratings	Frequency	Percent
Excellent	4	12.9
Good	18	58.1
Poor	4	12.9
Very Good	4	12.9
Very Poor	1	3.2
<b>Total</b>	<b>31</b>	<b>100.0</b>

**3. Interest and Enthusiasm Class presented in an interesting way, teaching was lively or energetic, students further interest was stimulated [Dr. Kalavati H. Kamble]**

Ratings	Frequency	Percent
Excellent	5	16.1
Good	14	45.2
Poor	2	6.5
Very Good	10	32.3
<b>Total</b>	<b>31</b>	<b>100.0</b>

**3. Interest and Enthusiasm Class presented in an interesting way, teaching was lively or**



**energetic, students further interest was stimulated [Mr. Shivalingappa Metri]**

Ratings	Frequency	Percent
Excellent	6	19.4
Good	17	54.8
Poor	2	6.5
Very Good	6	19.4
<b>Total</b>	<b>31</b>	<b>100.0</b>

**3. Interest and Enthusiasm Class presented in an interesting way, teaching was lively or energetic, students further interest was stimulated [Dr. Praveenkumar]1**

Ratings	Frequency	Percent
Excellent	10	32.3
Good	14	45.2
Very Good	7	22.6
<b>Total</b>	<b>31</b>	<b>100.0</b>

**4. Interaction with students Reacted positively to student comments or questions or in discussions, willing to assist student when they had difficulty, opportunities for input in the class [Prof. S.A. Kazi]**

Ratings	Frequency	Percent
Excellent	11	35.5
Good	9	29.0
Poor	3	9.7
Very Good	8	25.8
<b>Total</b>	<b>31</b>	<b>100.0</b>

**4. Interaction with students Reacted positively to student comments or questions or in discussions, willing to assist student when they had difficulty, opportunities for input in the class [Dr. G.B. Sonar]**

Ratings	Frequency	Percent
Excellent	17	54.8
Good	7	22.6
Very Good	7	22.6
<b>Total</b>	<b>31</b>	<b>100.0</b>

**4. Interaction with students Reacted positively to student comments or questions or in discussions, willing to assist student when they had difficulty, opportunities for input in the class [Dr. Ramesh M Sonkamble]**

Ratings	Frequency	Percent
Excellent	6	19.4
Good	15	48.4
Poor	3	9.7
Very Good	6	19.4

Very Poor	1	3.2
<b>Total</b>	<b>31</b>	<b>100.0</b>



**4. Interaction with students Reacted positively to student comments or questions or in discussions, willing to assist student when they had difficulty, opportunities for input in the class [Dr. Kalavati H Kamble]**

Ratings	Frequency	Percent
Excellent	8	25.8
Good	11	35.5
Poor	2	6.5
Very Good	10	32.3
<b>Total</b>	<b>31</b>	<b>100.0</b>

**4. Interaction with students Reacted positively to student comments or questions or in discussions, willing to assist student when they had difficulty, opportunities for input in the class [Mr. Shivalingappa Metri]**

Ratings	Frequency	Percent
Excellent	9	29.0
Good	12	38.7
Poor	2	6.5
Very Good	8	25.8
<b>Total</b>	<b>31</b>	<b>100.0</b>

**4. Interaction with students Reacted positively to student comments or questions or in discussions, willing to assist student when they had difficulty, opportunities for input in the class [Dr. Praveenkumar]**

Ratings	Frequency	Percent
Excellent	10	32.3
Good	9	29.0
Very Good	12	38.7
<b>Total</b>	<b>31</b>	<b>100.0</b>

**5. Feedback to students Provide constructive input on student work, ways to improve was provided, input received in time to be useful [Prof. S.A. Kazi]**

Ratings	Frequency	Percent
Excellent	8	25.8
Good	11	35.5
Poor	3	9.7
Very Good	9	29.0
<b>Total</b>	<b>31</b>	<b>100.0</b>

5. Feedback to students Provide constructive input on student work, ways to improve was provided, input received in time to be useful [Dr. G.B. Sanar]

Ratings	Frequency	Percent
Excellent	10	32.3
Good	11	35.5
Very Good	10	32.3
<b>Total</b>	<b>31</b>	<b>100.0</b>

5. Feedback to students Provide constructive input on student work, ways to improve was provided, input received in time to be useful [Dr. Ramesh M Sonkamble]

Ratings	Frequency	Percent
Excellent	5	16.1
Good	15	48.4
Poor	4	12.9
Very Good	5	16.1
Very Poor	2	6.5
<b>Total</b>	<b>31</b>	<b>100.0</b>

5. Feedback to students Provide constructive input on student work, ways to improve was provided, input received in time to be useful [Dr. Kalavari H Kamble]

Ratings	Frequency	Percent
Excellent	4	12.9
Good	14	45.2
Poor	4	12.9
Very Good	9	29.0
<b>Total</b>	<b>31</b>	<b>100.0</b>

5. Feedback to students Provide constructive input on student work, ways to improve was provided, input received in time to be useful [Mr. Shivalingappa Metri]

Ratings	Frequency	Percent
Excellent	7	22.6
Good	18	58.1
Poor	2	6.5
Very Good	3	9.7
Very Poor	1	3.2
<b>Total</b>	<b>31</b>	<b>100.0</b>

5. Feedback to students Provide constructive input on student work, ways to improve was provided, input received in time to be useful [Dr. Praveenkumar]

Ratings	Frequency	Percent
Excellent	9	29.0
Good	14	45.2
Poor	1	3.2
Very Good	6	19.4



Very Poor	1	3.2
<b>Total</b>	<b>31</b>	<b>100.0</b>

6. Availability for consultation Office hours posted, times suitable to students, other forms of consultation available (ie., email, phone). [Prorf. S.A. Kazi]

Ratings	Frequency	Percent
Excellent	7	22.6
Good	13	41.9
Poor	3	9.7
Very Good	7	22.6
Very Poor	1	3.2
<b>Total</b>	<b>31</b>	<b>100.0</b>

6. Availability for consultation Office hours posted, times suitable to students, other forms of consultation available (ie., email, phone). [Dr. G.B. Sonar]

Ratings	Frequency	Percent
Excellent	9	29.0
Good	12	38.7
Very Good	10	32.3
<b>Total</b>	<b>31</b>	<b>100.0</b>

6. Availability for consultation Office hours posted, times suitable to students, other forms of consultation available (ie., email, phone). [Dr. Ramesh M Sonkamble]

Ratings	Frequency	Percent
Excellent	5	16.1
Good	16	51.6
Poor	3	9.7
Very Good	5	16.1
Very Poor	2	6.5
<b>Total</b>	<b>31</b>	<b>100.0</b>

6. Availability for consultation Office hours posted, times suitable to students, other forms of consultation available (ie., email, phone). [Dr. Kalavati H Kamble]

Ratings	Frequency	Percent
Excellent	5	16.1
Good	16	51.6
Very Good	9	29.0
Very Poor	1	3.2
<b>Total</b>	<b>31</b>	<b>100.0</b>



6. Availability for consultation Office hours posted, times suitable to students, other forms of consultation available (ie., email, phone). [Mr. Shivalingappa Metri]

Ratings	Frequency	Percent
Excellent	7	22.6
Good	15	48.4
Poor	3	9.7
Very Good	6	19.4
<b>Total</b>	<b>31</b>	<b>100.0</b>

6. Availability for consultation Office hours posted, times suitable to students, other forms of consultation available (ie., email, phone). [Dr. Praveenkumar]

Ratings	Frequency	Percent
Excellent	9	29.0
Good	15	48.4
Very Good	7	22.6
<b>Total</b>	<b>31</b>	<b>100.0</b>

7. Visual Materials Overheads, slides or handouts were clear and legible, useful to understand content [Prof. S.A. Kazi]

Ratings	Frequency	Percent
Excellent	9	29.0
Good	10	32.3
Poor	2	6.5
Very Good	9	29.0
Very Poor	1	3.2
<b>Total</b>	<b>31</b>	<b>100.0</b>

7. Visual Materials Overheads, slides or handouts were clear and legible, useful to understand content [Dr. G.B. Sonar]

Ratings	Frequency	Percent
Excellent	14	45.2
Good	9	29.0
Very Good	8	25.8
<b>Total</b>	<b>31</b>	<b>100.0</b>

7. Visual Materials Overheads, slides or handouts were clear and legible, useful to understand content [Dr. Ramesh M Sonkamble]

Ratings	Frequency	Percent
Excellent	5	16.1
Good	17	54.8
Poor	2	6.5
Very Good	6	19.4
Very Poor	1	3.2
<b>Total</b>	<b>31</b>	<b>100.0</b>



7. Visual Materials Overheads, slides or handouts were clear and legible, useful to understand content [Dr. Kalavati H Kamble]

Ratings	Frequency	Percent
Excellent	7	22.6
Good	16	51.6
Poor	1	3.2
Very Good	7	22.6
<b>Total</b>	<b>31</b>	<b>100.0</b>

7. Visual Materials Overheads, slides or handouts were clear and legible, useful to understand content [Mr. Shivalingappa Metri]

Ratings	Frequency	Percent
Excellent	9	29.0
Good	15	48.4
Poor	1	3.2
Very Good	6	19.4
<b>Total</b>	<b>31</b>	<b>100.0</b>

7. Visual Materials Overheads, slides or handouts were clear and legible, useful to understand content [Dr. Praveenkumar]

Ratings	Frequency	Percent
Excellent	10	32.3
Good	13	41.9
Very Good	8	25.8
<b>Total</b>	<b>31</b>	<b>100.0</b>

8. Voice & Speech Words and phrases easily understood, clearly heard in the classroom.

[Prof. S.A. Kazi]

Ratings	Frequency	Percent
Excellent	13	41.9
Good	9	29.0
Poor	1	3.2
Very Good	6	19.4
Very Poor	2	6.5
<b>Total</b>	<b>31</b>	<b>100.0</b>

8. Voice & Speech Words and phrases easily understood, clearly heard in the classroom.

[Dr. G.B. Sonar]

Ratings	Frequency	Percent
Excellent	15	48.4
Good	11	35.5
Very Good	5	16.1
<b>Total</b>	<b>31</b>	<b>100.0</b>

8. Voice & Speech Words and phrases easily understood, clearly heard in the classroom.

**[Dr. Ramesh M Sonkamble]**

Ratings	Frequency	Percent
Excellent	7	22.6
Good	14	45.2
Poor	4	12.9
Very Good	4	12.9
Very Poor	2	6.5
<b>Total</b>	<b>31</b>	<b>100.0</b>

**8. Voice & Speech Words and phrases easily understood, clearly heard in the classroom.**

**[Dr. Kalavati H Kamble]**

Ratings	Frequency	Percent
Excellent	6	19.4
Good	12	38.7
Poor	2	6.5
Very Good	11	35.5
<b>Total</b>	<b>31</b>	<b>100.0</b>

**8. Voice & Speech Words and phrases easily understood, clearly heard in the classroom.**

**[Mr. Shivalingappa Metri]**

Ratings	Frequency	Percent
Excellent	9	29.0
Good	9	29.0
Poor	4	12.9
Very Good	9	29.0
<b>Total</b>	<b>31</b>	<b>100.0</b>

**8. Voice & Speech Words and phrases easily understood, clearly heard in the classroom.**

**[Dr. Praveenkumar]**

Ratings	Frequency	Percent
Excellent	14	45.2
Good	9	29.0
Very Good	8	25.8
<b>Total</b>	<b>31</b>	<b>100.0</b>

**9. Reference or Supporting Materials Aims of the class clearly specified, any preparations that was needed for students was detailed, class time was effectively used, well-structured class presentation [Prof. S.A. Kazi]**

Ratings	Frequency	Percent
Excellent	11	35.5
Good	8	25.8
Poor	2	6.5
Very Good	9	29.0
Very Poor	1	3.2
<b>Total</b>	<b>31</b>	<b>100.0</b>

**9. Reference or Supporting Materials Aims of the class clearly specified, any preparations that was needed for students was detailed, class time was effectively used, well-structured class presentation [Dr. G.B. Sonar]**



Ratings	Frequency	Percent
Excellent	16	51.6
Good	7	22.6
Very Good	8	25.8
<b>Total</b>	<b>31</b>	<b>100.0</b>

9. Reference or Supporting Materials Aims of the class clearly specified, any preparations that was needed for students was detailed, class time was effectively used, well-structured class presentation [Dr. Ramesh M Sonkamble]

Ratings	Frequency	Percent
Excellent	4	12.9
Good	14	45.2
Poor	5	16.1
Very Good	7	22.6
Very Poor	1	3.2
<b>Total</b>	<b>31</b>	<b>100.0</b>

9. Reference or Supporting Materials Aims of the class clearly specified, any preparations that was needed for students was detailed, class time was effectively used, well-structured class presentation [Dr. Kalavati H Kamble]

Ratings	Frequency	Percent
Excellent	9	29.0
Good	10	32.3
Poor	4	12.9
Very Good	8	25.8
<b>Total</b>	<b>31</b>	<b>100.0</b>

9. Reference or Supporting Materials Aims of the class clearly specified, any preparations that was needed for students was detailed, class time was effectively used, well-structured class presentation [Mr. Shivalingappa Metri]

Ratings	Frequency	Percent
Excellent	11	35.5
Good	11	35.5
Poor	3	9.7
Very Good	6	19.4
<b>Total</b>	<b>31</b>	<b>100.0</b>

9. Reference or Supporting Materials Aims of the class clearly specified, any preparations that was needed for students was detailed, class time was effectively used, well-structured class presentation [Dr. Praveenkumar]

Ratings	Frequency	Percent
Excellent	13	41.9
Good	11	35.5
Very Good	7	22.6
<b>Total</b>	<b>31</b>	<b>100.0</b>

10. Coverage of Syllabus Course content coverage as per the syllabus. [Prof. S.A. Kazi]

Ratings	Frequency	Percent
---------	-----------	---------



Excellent	9	29.0
Good	7	22.6
Poor	2	6.5
Very Good	12	38.7
Very Poor	1	3.2
<b>Total</b>	<b>31</b>	<b>100.0</b>

**10. Coverage of Syllabus Course content coverage as per the syllabus. [Dr. G.B. Sonar]**

Ratings	Frequency	Percent
Excellent	16	51.6
Good	5	16.1
Very Good	10	32.3
<b>Total</b>	<b>31</b>	<b>100.0</b>

**10. Coverage of Syllabus Course content coverage as per the syllabus. [Dr. Ramesh M Sonkamble]**

Ratings	Frequency	Percent
Excellent	7	22.6
Good	12	38.7
Poor	2	6.5
Very Good	8	25.8
Very Poor	2	6.5
<b>Total</b>	<b>31</b>	<b>100.0</b>

**10. Coverage of Syllabus Course content coverage as per the syllabus. [Dr. Kalavati H Kamble]**

Ratings	Frequency	Percent
Excellent	10	32.3
Good	10	32.3
Poor	1	3.2
Very Good	10	32.3
<b>Total</b>	<b>31</b>	<b>100.0</b>

**10. Coverage of Syllabus Course content coverage as per the syllabus. [Mr. Shivalingappa Metri]**

Ratings	Frequency	Percent
Excellent	11	35.5
Good	11	35.5
Poor	1	3.2
Very Good	8	25.8
<b>Total</b>	<b>31</b>	<b>100.0</b>

**10. Coverage of Syllabus Course content coverage as per the syllabus. [Dr. Praveenkumar]**

Ratings	Frequency	Percent
Excellent	13	41.9
Good	9	29.0



Very Good	9	29.0
<b>Total</b>	<b>31</b>	<b>100.0</b>

**11. LABORATORY INTERACTION (Only for Laboratory Courses)Regular checking of laboratory records, Availability in the laboratory during laboratory hours, and helping the students in conducting experiments through set of instructions or demonstrations [Prof.**

Ratings	Frequency	Percent
Excellent	7	22.6
Good	14	45.2
Poor	1	3.2
Very Good	8	25.8
Very Poor	1	3.2
<b>Total</b>	<b>31</b>	<b>100.0</b>

**11. LABORATORY INTERACTION (Only for Laboratory Courses)Regular checking of laboratory records, Availability in the laboratory during laboratory hours, and helping the students in conducting experiments through set of instructions or demonstrations [Dr. G**

Ratings	Frequency	Percent
Excellent	9	29.0
Good	12	38.7
Very Good	10	32.3
<b>Total</b>	<b>31</b>	<b>100.0</b>

**11. LABORATORY INTERACTION (Only for Laboratory Courses)Regular checking of laboratory records, Availability in the laboratory during laboratory hours, and helping the students in conducting experiments through set of instructions or demonstrations [Dr. R**

Ratings	Frequency	Percent
Excellent	5	16.1
Good	20	64.5
Poor	3	9.7
Very Good	2	6.5
Very Poor	1	3.2
<b>Total</b>	<b>31</b>	<b>100.0</b>

**11. LABORATORY INTERACTION (Only for Laboratory Courses)Regular checking of laboratory records, Availability in the laboratory during laboratory hours, and helping the students in conducting experiments through set of instructions or demonstrations [Dr. K**

Ratings	Frequency	Percent
Excellent	7	22.6
Good	15	48.4
Poor	1	3.2
Very Good	8	25.8
<b>Total</b>	<b>31</b>	<b>100.0</b>

**11. LABORATORY INTERACTION (Only for Laboratory Courses)Regular checking of laboratory records, Availability in the laboratory during laboratory hours, and**



helping the students in conducting experiments through set of instructions or demonstrations [Mr. S

Ratings	Frequency	Percent
Excellent	7	22.6
Good	16	51.6
Poor	2	6.5
Very Good	6	19.4
<b>Total</b>	<b>31</b>	<b>100.0</b>

11. LABORATORY INTERACTION (Only for Laboratory Courses) Regular checking of laboratory records, Availability in the laboratory during laboratory hours, and helping the students in conducting experiments through set of instructions or demonstrations [Dr. Praveenkumar)

Ratings	Frequency	Percent
Excellent	9	29.0
Good	14	45.2
Poor	2	6.5
Very Good	6	19.4
<b>Total</b>	<b>31</b>	<b>100.0</b>

II. General Administration: [Timely display of information on notice board]

Ratings	Frequency	Percent
Excellent	8	25.8
Good	10	32.3
Poor	3	9.7
Very Good	10	32.3
<b>Total</b>	<b>31</b>	<b>100.0</b>

II. General Administration: [Assistance from Office staff]

Ratings	Frequency	Percent
Excellent	9	29.0
Good	12	38.7
Poor	4	12.9
Very Good	6	19.4
<b>Total</b>	<b>31</b>	<b>100.0</b>

II. General Administration: [Accessibility of authorities (Chairman, Registrar, Registrar(Eval),DR's)]

Ratings	Frequency	Percent
Excellent	9	29.0
Good	9	29.0
Poor	4	12.9
Very Good	9	29.0
<b>Total</b>	<b>31</b>	<b>100.0</b>

III. OBC & SC/ST Cell [Timely display of scholarship schemes on notice board]

Ratings	Frequency	Percent
---------	-----------	---------



Excellent	6	19.4
Good	15	48.4
Poor	2	6.5
Very Good	6	19.4
Very Poor	2	6.5
<b>Total</b>	<b>31</b>	<b>100.0</b>

**III. OBC & SC/ST Cell [Assistance from Office staff in filling, submitting scholarship forms]**

<b>Ratings</b>	<b>Frequency</b>	<b>Percent</b>
Excellent	6	19.4
Good	13	41.9
Poor	3	9.7
Very Good	7	22.6
Very Poor	2	6.5
<b>Total</b>	<b>31</b>	<b>100.0</b>

**III. OBC & SC/ST Cell [Addressing the grievances related to scholarships]**

<b>Ratings</b>	<b>Frequency</b>	<b>Percent</b>
Excellent	6	19.4
Good	8	25.8
Poor	8	25.8
Very Good	7	22.6
Very Poor	2	6.5
<b>Total</b>	<b>31</b>	<b>100.0</b>

**IV. Hostel Administration [Availability of Rooms]**

<b>Ratings</b>	<b>Frequency</b>	<b>Percent</b>
Excellent	5	16.1
Good	21	67.7
Poor	2	6.5
Very Good	2	6.5
Very Poor	1	3.2
<b>Total</b>	<b>31</b>	<b>100.0</b>

**IV. Hostel Administration [Maintenance of amenities in hostel]**

<b>Ratings</b>	<b>Frequency</b>	<b>Percent</b>
Excellent	5	16.1
Good	14	45.2
Poor	9	29.0
Very Good	2	6.5
Very Poor	1	3.2
<b>Total</b>	<b>31</b>	<b>100.0</b>

**IV. Hostel Administration [Food quality]**

Ratings	Frequency	Percent
Excellent	4	12.9
Good	13	41.9
Poor	8	25.8
Very Good	1	3.2
Very Poor	5	16.1
<b>Total</b>	<b>31</b>	<b>100.0</b>

**V. General Amenities [Drinking Water facility]**

Ratings	Frequency	Percent
Excellent	5	16.1
Good	20	64.5
Poor	4	12.9
Very Good	1	3.2
Very Poor	1	3.2
<b>Total</b>	<b>31</b>	<b>100.0</b>

**V. General Amenities [Wash rooms/Toilets maintenance]**

Ratings	Frequency	Percent
Excellent	5	16.1
Good	15	48.4
Poor	7	22.6
Very Good	3	9.7
Very Poor	1	3.2
<b>Total</b>	<b>31</b>	<b>100.0</b>

**V. General Amenities [Bus facility to Campus]**

Ratings	Frequency	Percent
Excellent	5	16.1
Good	13	41.9
Poor	10	32.3
Very Good	2	6.5
Very Poor	1	3.2
<b>Total</b>	<b>31</b>	<b>100.0</b>

**VI. LIBRARY [Availability of Books]**

Ratings	Frequency	Percent
Excellent	6	19.4
Good	18	58.1
Very Good	7	22.6
<b>Total</b>	<b>31</b>	<b>100.0</b>

**VI. LIBRARY [Journals and e-conte]**

Ratings	Frequency	Percent
Excellent	5	16.1
Good	15	48.4



Poor	4	12.9
Very Good	7	22.6
<b>Total</b>	<b>31</b>	<b>100.0</b>

**VI. LIBRARY [Reading facility]**

<b>Ratings</b>	<b>Frequency</b>	<b>Percent</b>
Excellent	6	19.4
Good	14	45.2
Poor	4	12.9
Very Good	6	19.4
Very Poor	1	3.2
<b>Total</b>	<b>31</b>	<b>100.0</b>

**VI. Other Sections [NSS Activities]**


<b>Ratings</b>	<b>Frequency</b>	<b>Percent</b>
Excellent	6	19.4
Good	18	58.1
Poor	2	6.5
Very Good	5	16.1
<b>Total</b>	<b>31</b>	<b>100.0</b>

**VI. Other Sections [Sports facility]**

<b>Ratings</b>	<b>Frequency</b>	<b>Percent</b>
Excellent	5	16.1
Good	15	48.4
Poor	7	22.6
Very Good	4	12.9
<b>Total</b>	<b>31</b>	<b>100.0</b>

**VI. Other Sections [Student Welfare Activities]**

<b>Ratings</b>	<b>Frequency</b>	<b>Percent</b>
Excellent	5	16.1
Good	12	38.7
Poor	8	25.8
Very Good	6	19.4
<b>Total</b>	<b>31</b>	<b>100.0</b>





## KARNATAKA STATE AKKAMAHADEVI WOMEN'S UNIVERSITY

## DEPARTMENT OF SOCIAL WORK

2019-20 2<sup>nd</sup> Semester Students Feedback

1. Classroom Organization. Aims of the class clearly specified, any preparations that was needed for students was detailed, class time was effectively used, well-structured class presentation [Prof. S.A. Kazi]

	Frequency	Percent
Excellent	5	19.2
Good	4	15.4
Very Good	17	65.4
<b>Total</b>	<b>26</b>	<b>100.0</b>

1. Classroom Organization. Aims of the class clearly specified, any preparations that was needed for students was detailed, class time was effectively used, well-structured class presentation [Dr. G.B. Sonar]

	Frequency	Percent
Excellent	9	34.6
Good	3	11.5
Very Good	14	53.8
<b>Total</b>	<b>26</b>	<b>100.0</b>

1. Classroom Organization. Aims of the class clearly specified, any preparations that was needed for students was detailed, class time was effectively used, well-structured class presentation [Dr. Ramesh M Sonkamble]

	Frequency	Percent
Good	17	65.4
Poor	4	15.4
Very Good	5	19.2
<b>Total</b>	<b>26</b>	<b>100.0</b>

1. Classroom Organization. Aims of the class clearly specified, any preparations that was needed for students was detailed, class time was effectively used, well-structured class presentation [Dr. Kalavati H Kamble]

	Frequency	Percent
Excellent	1	3.8
Good	12	46.2
Poor	1	3.8
Very Good	12	46.2
<b>Total</b>	<b>26</b>	<b>100.0</b>

**1. Classroom Organization.** Aims of the class clearly specified, any preparations that was needed for students was detailed, class time was effectively used, well-structured class presentation [Mr. Shivalingappa Metri]

	Frequency	Percent
Excellent	1	3.8
Good	15	57.7
Very Good	10	38.5
<b>Total</b>	<b>26</b>	<b>100.0</b>

**1. Classroom Organization.** Aims of the class clearly specified, any preparations that was needed for students was detailed, class time was effectively used, well-structured class presentation [Dr. Praveenkumar]

	Frequency	Percent
Excellent	1	3.8
Good	8	30.8
Very Good	17	65.4
<b>Total</b>	<b>26</b>	<b>100.0</b>

**2. Explanation or Discussion** Important points were reinforced, use of example, analogies or illustrations, used terms familiar to students, indicated links to other parts of the subject, points or issues clearly explained [Prof. S.A. Kazi]

	Frequency	Percent
Excellent	10	38.5
Good	2	7.7
Very Good	14	53.8
<b>Total</b>	<b>26</b>	<b>100.0</b>

**2. Explanation or Discussion** Important points were reinforced, use of example, analogies or illustrations, used terms familiar to students, indicated links to other parts of the subject, points or issues clearly explained [Dr. G.B. Sonar]

	Frequency	Percent
Excellent	14	53.8
Very Good	12	46.2
<b>Total</b>	<b>26</b>	<b>100.0</b>



2. Explanation or Discussion Important points were reinforced, use of example, analogies or illustrations, used terms familiar to students, indicated links to other parts of the subject, points or issues clearly explained [Dr. Ramesh M Sonkamble]

	Frequency	Percent
Excellent	1	3.8
Good	14	53.8
Poor	2	7.7
Very Good	9	34.6
<b>Total</b>	<b>26</b>	<b>100.0</b>

2. Explanation or Discussion Important points were reinforced, use of example, analogies or illustrations, used terms familiar to students, indicated links to other parts of the subject, points or issues clearly explained [Dr. Kalavati H Kamble]

	Frequency	Percent
Excellent	4	15.4
Good	10	38.5
Poor	3	11.5
Very Good	9	34.6
<b>Total</b>	<b>26</b>	<b>100.0</b>

2. Explanation or Discussion Important points were reinforced, use of example, analogies or illustrations, used terms familiar to students, indicated links to other parts of the subject, points or issues clearly explained [Mr. Shivalingappa Metri]

	Frequency	Percent
Excellent	4	15.4
Good	5	19.2
Poor	1	3.8
Very Good	16	61.5
<b>Total</b>	<b>26</b>	<b>100.0</b>

2. Explanation or Discussion Important points were reinforced, use of example, analogies or illustrations, used terms familiar to students, indicated links to other parts of the subject, points or issues clearly explained [Dr. Praveenkumar]

	Frequency	Percent
Excellent	5	19.2
Good	6	23.1
Very Good	15	57.7
<b>Total</b>	<b>26</b>	<b>100.0</b>

**3. Interest and Enthusiasm Class presented in an interesting way, teaching was lively or energetic, students further interest was stimulated [Prof. S.A. Kazi]**

	Frequency	Percent
Excellent	7	26.9
Good	4	15.4
Very Good	15	57.7
<b>Total</b>	<b>26</b>	<b>100.0</b>

**3. Interest and Enthusiasm Class presented in an interesting way, teaching was lively or energetic, students further interest was stimulated [Dr. G.B.Sonar]**

	Frequency	Percent
Excellent	8	30.8
Very Good	18	69.2
<b>Total</b>	<b>26</b>	<b>100.0</b>

**3. Interest and Enthusiasm Class presented in an interesting way, teaching was lively or energetic, students further interest was stimulated [Dr. Ramesh M Sonkamble]**

	Frequency	Percent
Excellent	1	3.8
Good	17	65.4
Poor	2	7.7
Very Good	6	23.1
<b>Total</b>	<b>26</b>	<b>100.0</b>

**3. Interest and Enthusiasm Class presented in an interesting way, teaching was lively or energetic, students further interest was stimulated [Dr. Kalavati H. Kamble]**

	Frequency	Percent
Excellent	4	15.4
Good	17	65.4
Poor	1	3.8
Very Good	4	15.4
<b>Total</b>	<b>26</b>	<b>100.0</b>

**3. Interest and Enthusiasm Class presented in an interesting way, teaching was lively or energetic, students further interest was stimulated [Mr. Shivalingappa Metri]**

	Frequency	Percent
Excellent	3	11.5
Good	12	46.2
Poor	1	3.8
Very Good	10	38.5
<b>Total</b>	<b>26</b>	<b>100.0</b>



**3. Interest and Enthusiasm Class presented in an interesting way, teaching was lively or energetic, students further interest was stimulated [Dr. Praveenkumar]**

	Frequency	Percent
Excellent	3	11.5
Good	5	19.2
Poor	1	3.8
Very Good	17	65.4
<b>Total</b>	<b>26</b>	<b>100.0</b>

**4. Interaction with students Reacted positively to student comments or questions or in discussions, willing to assist student when they had difficulty, opportunities for input in the class [Prof. S.A. Kazi]**

	Frequency	Percent
Excellent	9	34.6
Very Good	17	65.4
<b>Total</b>	<b>26</b>	<b>100.0</b>

**4. Interaction with students Reacted positively to student comments or questions or in discussions, willing to assist student when they had difficulty, opportunities for input in the class [Dr. G.B. Sonar]**

	Frequency	Percent
Excellen	18	69.2
Good	1	3.8
Very Good	7	26.9
<b>Total</b>	<b>26</b>	<b>100.0</b>

**4. Interaction with students Reacted positively to student comments or questions or in discussions, willing to assist student when they had difficulty, opportunities for input in the class [Dr. Ramesh M Sonkamble]**

	Frequency	Percent
Excellen	2	7.7
Good	17	65.4
Poor	1	3.8
Very Good	6	23.1
<b>Total</b>	<b>26</b>	<b>100.0</b>

**4. Interaction with students Reacted positively to student comments or questions or in discussions, willing to assist student when they had difficulty, opportunities for input in the class [Dr. Kalavati H Kamble]**

	Frequency	Percent
Excellen	4	15.4
Good	10	38.5
Poor	2	7.7
Very Good	10	38.5
<b>Total</b>	<b>26</b>	<b>100.0</b>

**4. Interaction with students Reacted positively to student comments or questions or in discussions, willing to assist student when they had difficulty, opportunities for input in the class [Mr. Shivalingappa Metri]**

	Frequency	Percent
Excellen	5	19.2
Good	10	38.5
Very Good	11	42.3
<b>Total</b>	<b>26</b>	<b>100.0</b>

**4. Interaction with students Reacted positively to student comments or questions or in discussions, willing to assist student when they had difficulty, opportunities for input in the class [Dr. Praveenkumar]**

	Frequency	Percent
Excellen	8	30.8
Good	3	11.5
Very Good	15	57.7
<b>Total</b>	<b>26</b>	<b>100.0</b>

**5. Feedback to students Provide constructive input on student work, ways to improve was provided, input received in time to be useful [Prof. S.A. Kazi]**

	Frequency	Percent
Good	3	11.5
Very Good	23	88.5
<b>Total</b>	<b>26</b>	<b>100.0</b>

**5. Feedback to students Provide constructive input on student work, ways to improve was provided, input received in time to be useful [Dr. G.B. Sanar]**

	Frequency	Percent
Excellent	2	7.7
Good	4	15.4
Very Good	20	76.9
<b>Total</b>	<b>26</b>	<b>100.0</b>

**5. Feedback to students Provide constructive input on student work, ways to improve was provided, input received in time to be useful [Dr. Ramesh M Sonkamble]**

	Frequency	Percent
Good	14	53.8
Poor	1	3.8
Very Good	11	42.3
<b>Total</b>	<b>26</b>	<b>100.0</b>



**5. Feedback to students Provide constructive input on student work, ways to improve was provided, input received in time to be useful [Dr. Kalavari H Kamble]**

	Frequency	Percent
Good	8	30.8
Poor	2	7.7
Very Good	16	61.5
<b>Total</b>	<b>26</b>	<b>100.0</b>

**5. Feedback to students Provide constructive input on student work, ways to improve was provided, input received in time to be useful [Mr. Shivalingappa Metri]**

	Frequency	Percent
Good	11	42.3
Poor	1	3.8
Very Good	14	53.8
<b>Total</b>	<b>26</b>	<b>100.0</b>

**5. Feedback to students Provide constructive input on student work, ways to improve was provided, input received in time to be useful [Dr. Praveenkumar]**

	Frequency	Percent
Good	11	42.3
Very Good	15	57.7
<b>Total</b>	<b>26</b>	<b>100.0</b>

**6. Availability for consultation Office hours posted, times suitable to students, other forms of consultation available (ie., email, phone). [Prof. S.A. Kazi]**

	Frequency	Percent
Good	9	34.6
Poor	1	3.8
Very Good	16	61.5
<b>Total</b>	<b>26</b>	<b>100.0</b>

**6. Availability for consultation Office hours posted, times suitable to students, other forms of consultation available (ie., email, phone). [Dr. G.B. Sonar]**

	Frequency	Percent
Excellent	5	19.2
Good	6	23.1
Very Good	15	57.7
<b>Total</b>	<b>26</b>	<b>100.0</b>

**6. Availability for consultation Office hours posted, times suitable to students, other forms of consultation available (ie., email, phone). [Dr. Ramesh M Sonkamble]**

	Frequency	Percent
Good	15	57.7
Poor	2	7.7
Very Good	9	34.6
<b>Total</b>	<b>26</b>	<b>100.0</b>

6. Availability for consultation Office hours posted, times suitable to students, other forms of consultation available (ie., email, phone). [Dr. Kalavati H Kamble]

	Frequency	Percent
Good	13	50.0
Poor	2	7.7
Very Good	11	42.3
<b>Total</b>	<b>26</b>	<b>100.0</b>

6. Availability for consultation Office hours posted, times suitable to students, other forms of consultation available (ie., email, phone). [Mr. Shivalingappa Metri]

	Frequency	Percent
Good	12	46.2
Poor	1	3.8
Very Good	13	50.0
<b>Total</b>	<b>26</b>	<b>100.0</b>

6. Availability for consultation Office hours posted, times suitable to students, other forms of consultation available (ie., email, phone). [Dr. Praveenkumar]

	Frequency	Percent
Excellent	1	3.8
Good	8	30.8
Very Good	17	65.4
<b>Total</b>	<b>26</b>	<b>100.0</b>

7. Visual Materials Overheads, slides or handouts were clear and legible, useful to understand content [Prof. S.A. Kazi]

	Frequency	Percent
Excellent	7	26.9
Good	2	7.7
Very Good	17	65.4
<b>Total</b>	<b>26</b>	<b>100.0</b>

7. Visual Materials Overheads, slides or handouts were clear and legible, useful to understand content [Dr. G.B. Sonar]

	Frequency	Percent
Excellent	12	46.2
Very Good	14	53.8
<b>Total</b>	<b>26</b>	<b>100.0</b>

7. Visual Materials Overheads, slides or handouts were clear and legible, useful to understand content [Dr. Ramesh M Sonkamble]

	Frequency	Percent
Excellent	1	3.8
Good	15	57.7
Poor	3	11.5
Very Good	7	26.9
<b>Total</b>	<b>26</b>	<b>100.0</b>



9. Reference or Supporting Materials Aims of the class clearly specified, any preparations that was needed for students was detailed, class time was effectively used, well-structured class presentation [Dr. G.B. Sonar]

	Frequency	Percent
Excellent	5	19.2
Very Good	21	80.8
<b>Total</b>	<b>26</b>	<b>100.0</b>

9. Reference or Supporting Materials Aims of the class clearly specified, any preparations that was needed for students was detailed, class time was effectively used, well-structured class presentation [Dr. Ramesh M Sonkamble]

	Frequency	Percent
Excellent	1	3.8
Good	16	61.5
Poor	1	3.8
Very Good	8	30.8
<b>Total</b>	<b>26</b>	<b>100.0</b>

9. Reference or Supporting Materials Aims of the class clearly specified, any preparations that was needed for students was detailed, class time was effectively used, well-structured class presentation [Dr. Kalavati H Kamble]

	Frequency	Percent
Excellent	2	7.7
Good	12	46.2
Poor	2	7.7
Very Good	10	38.5
<b>Total</b>	<b>26</b>	<b>100.0</b>

9. Reference or Supporting Materials Aims of the class clearly specified, any preparations that was needed for students was detailed, class time was effectively used, well-structured class presentation [Mr. Shivalingappa Metri]

	Frequency	Percent
Excellent	1	3.8
Good	10	38.5
Poor	1	3.8
Very Good	14	53.8
<b>Total</b>	<b>26</b>	<b>100.0</b>

9. Reference or Supporting Materials Aims of the class clearly specified, any preparations that was needed for students was detailed, class time was effectively used, well-structured class presentation [Dr. Praveenkumar]

	Frequency	Percent
Excellent	1	3.8
Good	6	23.1
Very Good	19	73.1
<b>Total</b>	<b>26</b>	<b>100.0</b>

10. Coverage of Syllabus Course content coverage as per the syllabus. [Prof. S.A. Kazi]

	Frequency	Percent
Excellent	3	11.5
Good	3	11.5
Very Good	20	76.9
<b>Total</b>	<b>26</b>	<b>100.0</b>

10. Coverage of Syllabus Course content coverage as per the syllabus. [Dr. G.B. Sonar]

	Frequency	Percent
Excellent	4	15.4
Good	4	15.4
Very Good	18	69.2
<b>Total</b>	<b>26</b>	<b>100.0</b>

10. Coverage of Syllabus Course content coverage as per the syllabus. [Dr. Ramesh M Sonkamble]

	Frequency	Percent
Excellent	2	7.7
Good	15	57.7
Poor	1	3.8
Very Good	8	30.8
<b>Total</b>	<b>26</b>	<b>100.0</b>

10. Coverage of Syllabus Course content coverage as per the syllabus. [Dr. Kalavati H Kamble]

	Frequency	Percent
Excellent	2	7.7
Good	13	50.0
Poor	1	3.8
Very Good	10	38.5
<b>Total</b>	<b>26</b>	<b>100.0</b>



7. Visual Materials Overheads, slides or handouts were clear and legible, useful to understand content [Dr. Kalavati H Kamble]

	Frequency	Percent
Excellent	4	15.4
Good	11	42.3
Poor	1	3.8
Very Good	10	38.5
<b>Total</b>	<b>26</b>	<b>100.0</b>

7. Visual Materials Overheads, slides or handouts were clear and legible, useful to understand content [Mr. Shivalingappa Metri]

	Frequency	Percent
Excellent	1	3.8
Good	8	30.8
Poor	1	3.8
Very Good	16	61.5
<b>Total</b>	<b>26</b>	<b>100.0</b>

7. Visual Materials Overheads, slides or handouts were clear and legible, useful to understand content [Dr. Praveenkumar]

	Frequency	Percent
Excellent	2	7.7
Good	4	15.4
Very Good	20	76.9
<b>Total</b>	<b>26</b>	<b>100.0</b>

8. Voice & Speech Words and phrases easily understood, clearly heard in the classroom. [Prof. S.A. Kazi]

	Frequency	Percent
Excellent	5	19.2
Very Good	21	80.8
<b>Total</b>	<b>26</b>	<b>100.0</b>

8. Voice & Speech Words and phrases easily understood, clearly heard in the classroom. [Dr. G.B. Sonar]

	Frequency	Percent
Excellent	16	61.5
Very Good	10	38.5
<b>Total</b>	<b>26</b>	<b>100.0</b>

**8. Voice & Speech Words and phrases easily understood, clearly heard in the classroom.**

**[Dr. Ramesh M Sonkamble]**

	<b>Frequency</b>	<b>Percent</b>
Excellent	2	7.7
Good	19	73.1
Poor	4	15.4
Very Good	1	3.8
<b>Total</b>	<b>26</b>	<b>100.0</b>

**8. Voice & Speech Words and phrases easily understood, clearly heard in the classroom.**

**[Dr. Kalavati H Kamble]**

	<b>Frequency</b>	<b>Percent</b>
Excellent	1	3.8
Good	13	50.0
Very Good	12	46.2
<b>Total</b>	<b>26</b>	<b>100.0</b>

**8. Voice & Speech Words and phrases easily understood, clearly heard in the classroom.**

**[Mr. Shivalingappa Metri]**

	<b>Frequency</b>	<b>Percent</b>
Excellent	1	3.8
Good	18	69.2
Poor	1	3.8
Very Good	6	23.1
<b>Total</b>	<b>26</b>	<b>100.0</b>

**8. Voice & Speech Words and phrases easily understood, clearly heard in the classroom.**

**[Dr. Praveenkumar]**

	<b>Frequency</b>	<b>Percent</b>
Excellent	5	19.2
Good	1	3.8
Very Good	20	76.9
<b>Total</b>	<b>26</b>	<b>100.0</b>

**9. Reference or Supporting Materials Aims of the class clearly specified, any preparations that was needed for students was detailed, class time was effectively used, well-structured class presentation [Prof. S.A. Kazi]**

	<b>Frequency</b>	<b>Percent</b>
Excellent	4	15.4
Good	4	15.4
Very Good	18	69.2
<b>Total</b>	<b>26</b>	<b>100.0</b>



**II. General Administration: [Accessibility of authorities (Chairman, Registrar, Registrar (Eval),DR's)]**

	Frequency	Percent
Good	17	65.4
Very Good	9	34.6
<b>Total</b>	<b>26</b>	<b>100.0</b>

**III. OBC & SC/ST Cell [Timely display of scholarship schemes on notice board]**

	Frequency	Percent
Good	25	96.2
Very Good	1	3.8
<b>Total</b>	<b>26</b>	<b>100.0</b>

**III. OBC & SC/ST Cell [Assistance from Office staff in filling, submitting scholarship forms]**

	Frequency	Percent
Good	24	92.3
Very Good	2	7.7
<b>Total</b>	<b>26</b>	<b>100.0</b>

**III. OBC & SC/ST Cell [Addressing the grievances related to scholarships]**

	Frequency	Percent
Good	24	92.3
Very Good	2	7.7
<b>Total</b>	<b>26</b>	<b>100.0</b>

**IV. Hostel Administration [Availability of Rooms]**

	Frequency	Percent
Good	16	61.5
Poor	1	3.8
Very Good	9	34.6
<b>Total</b>	<b>26</b>	<b>100.0</b>

**IV. Hostel Administration [Maintenance of amenities in hostel]**

	Frequency	Percent
Good	17	65.4
Poor	1	3.8
Very Good	8	30.8
<b>Total</b>	<b>26</b>	<b>100.0</b>

**IV. Hostel Administration [Food quality]**

	Frequency	Percent
Good	8	30.8
Poor	17	65.4
Very Poor	1	3.8
<b>Total</b>	<b>26</b>	<b>100.0</b>

**V. General Amenities [Drinking Water facility]**

	Frequency	Percent
Good	17	65.4
Very Good	9	34.6
<b>Total</b>	<b>26</b>	<b>100.0</b>

**V. General Amenities [Wash rooms/Toilets maintenance]**

	Frequency	Percent
Good	12	46.2
Poor	4	15.4
Very Good	10	38.5
<b>Total</b>	<b>26</b>	<b>100.0</b>

**V. General Amenities [Bus facility to Campus]**

	Frequency	Percent
Good	6	23.1
Poor	19	73.1
Very Poor	1	3.8
<b>Total</b>	<b>26</b>	<b>100.0</b>

**VI. LIBRARY [Availability of Books]**

	Frequency	Percent
Excellent	5	19.2
Good	1	3.8
Poor	1	3.8
Very Good	19	73.1
<b>Total</b>	<b>26</b>	<b>100.0</b>

**VI. LIBRARY [Journals and e-conte]**

	Frequency	Percent
Excellent	5	19.2
Good	14	53.8
Poor	1	3.8
Very Good	6	23.1
<b>Total</b>	<b>26</b>	<b>100.0</b>

**VI. LIBRARY [Reading facility]**

	Frequency	Percent
Excellent	5	19.2
Good	8	30.8
Poor	1	3.8
Very Good	12	46.2
<b>Total</b>	<b>26</b>	<b>100.0</b>



10. Coverage of Syllabus Course content coverage as per the syllabus. [Mr. Shivalingappa Metri]

	Frequency	Percent
Excellent	1	3.8
Good	9	34.6
Very Good	16	61.5
<b>Total</b>	<b>26</b>	<b>100.0</b>

10. Coverage of Syllabus Course content coverage as per the syllabus. [Dr. Praveenkumar]

	Frequency	Percent
Excellent	1	3.8
Good	7	26.9
Very Good	18	69.2
<b>Total</b>	<b>26</b>	<b>100.0</b>

11. LABORATORY INTERACTION (Only for Laboratory Courses)Regular checking of laboratory records, Availability in the laboratory during laboratory hours, and helping the students in conducting experiments through set of instructions or demonstrations [Prof. S A. Kazi]

	Frequency	Percent
Good	10	38.5
Very Good	16	61.5
<b>Total</b>	<b>26</b>	<b>100.0</b>

11. LABORATORY INTERACTION (Only for Laboratory Courses)Regular checking of laboratory records, Availability in the laboratory during laboratory hours, and helping the students in conducting experiments through set of instructions or demonstrations [Dr. G B. Sonar]

	Frequency	Percent
Good	7	26.9
Very Good	19	73.1
<b>Total</b>	<b>26</b>	<b>100.0</b>

11. LABORATORY INTERACTION (Only for Laboratory Courses)Regular checking of laboratory records, Availability in the laboratory during laboratory hours, and helping the students in conducting experiments through set of instructions or demonstrations [Dr. Ramesh M Sonkamble]

	Frequency	Percent
Good	18	69.2
Poor	3	11.5
Very Good	5	19.2
<b>Total</b>	<b>26</b>	<b>100.0</b>

**11. LABORATORY INTERACTION (Only for Laboratory Courses)Regular checking of laboratory records, Availability in the laboratory during laboratory hours, and helping the students in conducting experiments through set of instructions or demonstrations [Dr. Kalavati H Kamble]**

	Frequency	Percent
Good	13	50.0
Poor	5	19.2
Very Good	8	30.8
<b>Total</b>	<b>26</b>	<b>100.0</b>

**11. LABORATORY INTERACTION (Only for Laboratory Courses)Regular checking of laboratory records, Availability in the laboratory during laboratory hours, and helping the students in conducting experiments through set of instructions or demonstrations [Mr. Shivalingappa Metri]**

	Frequency	Percent
Good	16	61.5
Poor	2	7.7
Very Good	8	30.8
<b>Total</b>	<b>26</b>	<b>100.0</b>

**11. LABORATORY INTERACTION (Only for Laboratory Courses)Regular checking of laboratory records, Availability in the laboratory during laboratory hours, and helping the students in conducting experiments through set of instructions or demonstrations [Dr. Praveenkumar]**

	Frequency	Percent
Good	15	57.7
Poor	1	3.8
Very Good	10	38.5
<b>Total</b>	<b>26</b>	<b>100.0</b>

**II. General Administration: [Timely display of information on notice board]**

	Frequency	Percent
Good	19	73.1
Very Good	7	26.9
<b>Total</b>	<b>26</b>	<b>100.0</b>

**II. General Administration: [Assistance from Office staff]**

	Frequency	Percent
Good	17	65.4
Very Good	9	34.6
<b>Total</b>	<b>26</b>	<b>100.0</b>



**VI. Other Sections [NSS Activities]**


	<b>Frequency</b>	<b>Percent</b>
Good	19	73.1
Very Good	7	26.9
<b>Total</b>	<b>26</b>	<b>100.0</b>

**VI. Other Sections [Sports facility]**

	<b>Frequency</b>	<b>Percent</b>
Good	22	84.6
Very Good	4	15.4
<b>Total</b>	<b>26</b>	<b>100.0</b>

**VI. Other Sections [Student Welfare Activities]**

	<b>Frequency</b>	<b>Percent</b>
Good	21	80.8
Poor	1	3.8
Very Good	4	15.4
<b>Total</b>	<b>26</b>	<b>100.0</b>





KARNATAKA STATE AKKAMAHADEVI WOMEN'S UNIVERSITY  
DEPARTMENT OF SOCIAL WORK

**2017-18 2<sup>nd</sup> Semester Teachers Feedback on Curriculum of Different Subjects**

<b>Subject and Course</b>		
	<b>Frequency</b>	<b>Percent</b>
SW-H-2.1: Working with Groups	1	16.7
SW-H-2.2: Working with Communities	1	16.7
FW-H-2.3: Concurrent Field Work	1	16.7
SW-S-2.4: Social Work Administration and Social Action	1	16.7
SW-S-2.5: Social Policy, Planning and Development	1	16.7
SW-OE-2.1: Gerontological Social Work	1	16.7
<b>Total</b>	<b>6</b>	<b>100.0</b>

<b>Develops useful Citizens to Society</b>		
	<b>Frequency</b>	<b>Percent</b>
Undecided	1	16.7
Agree	3	50.0
Strongly Agree	2	33.3
<b>Total</b>	<b>6</b>	<b>100.0</b>

<b>Moral, Cultural and Ethical Values in Students</b>		
	<b>Frequency</b>	<b>Percent</b>
Undecided	1	16.7
Agree	2	33.3
Strongly Agree	3	50.0
<b>Total</b>	<b>6</b>	<b>100.0</b>

<b>Develops Competitive Spirit</b>		
	<b>Frequency</b>	<b>Percent</b>
Agree	3	50.0
Strongly Agree	3	50.0
<b>Total</b>	<b>6</b>	<b>100.0</b>

<b>Skills necessary to meet the global challenges</b>		
	<b>Frequency</b>	<b>Percent</b>
Agree	2	33.3
Strongly Agree	4	66.7
<b>Total</b>	<b>6</b>	<b>100.0</b>

<b>Develops Potential Essential for Job Market</b>		
	<b>Frequency</b>	<b>Percent</b>
Agree	2	33.3
Strongly Agree	4	66.7
<b>Total</b>	<b>6</b>	<b>100.0</b>

<b>Self dependent or self reliant of students</b>		
	<b>Frequency</b>	<b>Percent</b>
Agree	3	50.0
Strongly Agree	3	50.0
<b>Total</b>	<b>6</b>	<b>100.0</b>

<b>Ample opportunities for Creativity</b>		
	<b>Frequency</b>	<b>Percent</b>
Agree	3	50.0
Strongly Agree	3	50.0
<b>Total</b>	<b>6</b>	<b>100.0</b>

<b>Assure them of definite benefit for students</b>		
	<b>Frequency</b>	<b>Percent</b>
Agree	2	33.3
Strongly Agree	4	66.7
<b>Total</b>	<b>6</b>	<b>100.0</b>

<b>Balance in curricular and extra curriculum activities</b>		
	<b>Frequency</b>	<b>Percent</b>
Agree	1	16.7
Strongly Agree	5	83.3
<b>Total</b>	<b>6</b>	<b>100.0</b>

<b>Present curriculum requires more time and effort</b>		
	<b>Frequency</b>	<b>Percent</b>
Agree	2	33.3
Strongly Agree	4	66.7
<b>Total</b>	<b>6</b>	<b>100.0</b>



KARNATAKA STATE AKKAMAHADEVI WOMEN'S UNIVERSITY  
DEPARTMENT OF SOCIAL WORK

**2017-18 3<sup>rd</sup> Semester Teachers Feedback on Curriculum of Different Subjects**

<b>Subject and Course</b>		
<b>Subject</b>	<b>Frequency</b>	<b>Percent</b>
SW-H-3.1: Human Rights, Social Justice and Social Work	1	16.7
SW-H-3.2: Social Work Research and Statistics	1	16.7
FW-H-3.3: Concurrent Field Work	1	16.7
SWC-H-3.4: Social Work Camp	1	16.7
SW-S-3.5: Counseling: Theory and Practice	1	16.7
SW-S-3.6: Management of Non-Governmental Organisations	1	16.7
SW-OE-3.2: Disaster Management	1	16.7
<b>Total</b>	<b>7</b>	<b>100.0</b>

<b>Develops useful Citizens to Society</b>		
	<b>Frequency</b>	<b>Percent</b>
Undecided	2	28.6
Agree	2	28.6
Strongly Agree	3	42.9
<b>Total</b>	<b>7</b>	<b>100.0</b>

<b>Moral, Cultural and Ethical Values in Students</b>		
	<b>Frequency</b>	<b>Percent</b>
Agree	3	42.9
Strongly Agree	4	57.1
<b>Total</b>	<b>7</b>	<b>100.0</b>

<b>Develops Competitive Spirit</b>		
	<b>Frequency</b>	<b>Percent</b>
Undecided	1	14.3
Agree	2	28.6
Strongly Agree	4	57.1
<b>Total</b>	<b>7</b>	<b>100.0</b>

<b>Skills necessary to meet the global challenges</b>		
	<b>Frequency</b>	<b>Percent</b>
Agree	4	57.1
Strongly Agree	3	42.9
<b>Total</b>	<b>7</b>	<b>100.0</b>

<b>Develops Potential Essential for Job Market</b>		
	<b>Frequency</b>	<b>Percent</b>
Undecided	1	14.1
Agree	2	28.6
Strongly Agree	4	57.1
<b>Total</b>	<b>7</b>	<b>100.0</b>

<b>Self-dependent or self-reliant of students</b>		
	<b>Frequency</b>	<b>Percent</b>
Undecided	1	14.1
Agree	3	42.9
Strongly Agree	3	42.9
<b>Total</b>	<b>7</b>	<b>100.0</b>

<b>Ample opportunities for Creativity</b>		
	<b>Frequency</b>	<b>Percent</b>
Undecided	2	28.6
Agree	2	28.6
Strongly Agree	3	42.9
<b>Total</b>	<b>7</b>	<b>100.0</b>

<b>Assure them of definite benefit for students</b>		
	<b>Frequency</b>	<b>Percent</b>
Agree	2	28.6
Strongly Agree	5	71.4
<b>Total</b>	<b>7</b>	<b>100.0</b>

<b>Balance in curricular and extra curriculum activities</b>		
	<b>Frequency</b>	<b>Percent</b>
Undecided	2	28.6
Agree	2	28.6
Strongly Agree	3	42.9
<b>Total</b>	<b>7</b>	<b>100.0</b>

<b>Present curriculum requires more time and effort</b>		
	<b>Frequency</b>	<b>Percent</b>
Undecided	1	14.3
Agree	2	33.3
Strongly Agree	4	66.7
<b>Total</b>	<b>7</b>	<b>100.0</b>



## KARNATAKA STATE AKKAMAHADEVI WOMEN'S UNIVERSITY

## DEPARTMENT OF SOCIAL WORK

2017-18 4<sup>th</sup> Semester Teachers Feedback on Curriculum of Different Subjects

Subject and Course		
Subject	Frequency	Percent
SW-H-4.1: Rural and Urban Community Development	1	16.7
SW-H-4.2: Medical and Psychiatric Social Work	1	16.7
FW-H-4.3: Concurrent Field Work	1	16.7
PW-H 4.4: Project Report	1	16.7
FW-H-4.5: Block Placement Training	1	16.7
SW-S-4.6: Human Resource Management and Labour Welfare	1	16.7
SW-S-4.7: Correctional Administration and Social Defense	1	16.7
<b>Total</b>	<b>7</b>	<b>100.0</b>

Develops useful Citizens to Society		
	Frequency	Percent
Undecided	1	14.3
Agree	2	28.6
Strongly Agree	4	57.1
<b>Total</b>	<b>7</b>	<b>100.0</b>

Moral, Cultural and Ethical Values in Students		
	Frequency	Percent
Agree	3	42.9
Strongly Agree	4	57.1
<b>Total</b>	<b>7</b>	<b>100.0</b>

Develops Competitive Spirit		
	Frequency	Percent
Agree	3	42.9
Strongly Agree	4	57.1
<b>Total</b>	<b>7</b>	<b>100.0</b>

Skills necessary to meet the global challenges		
	Frequency	Percent
Agree	4	57.1
Strongly Agree	3	42.9
<b>Total</b>	<b>7</b>	<b>100.0</b>

<b>Develops Potential Essential for Job Market</b>		
	<b>Frequency</b>	<b>Percent</b>
Undecided	1	14.1
Agree	2	28.6
Strongly Agree	4	57.1
<b>Total</b>	<b>7</b>	<b>100.0</b>

<b>Self-dependent or self-reliant of students</b>		
	<b>Frequency</b>	<b>Percent</b>
Undecided	1	14.1
Agree	3	42.9
Strongly Agree	3	42.9
<b>Total</b>	<b>7</b>	<b>100.0</b>

<b>Ample opportunities for Creativity</b>		
	<b>Frequency</b>	<b>Percent</b>
Undecided	2	28.6
Agree	2	28.6
Strongly Agree	3	42.9
<b>Total</b>	<b>7</b>	<b>100.0</b>

<b>Assure them of definite benefit for students</b>		
	<b>Frequency</b>	<b>Percent</b>
Agree	4	57.1
Strongly Agree	3	42.9
<b>Total</b>	<b>7</b>	<b>100.0</b>

<b>Balance in curricular and extra curriculum activities</b>		
	<b>Frequency</b>	<b>Percent</b>
Agree	3	42.9
Strongly Agree	4	57.1
<b>Total</b>	<b>7</b>	<b>100.0</b>

<b>Present curriculum requires more time and effort</b>		
	<b>Frequency</b>	<b>Percent</b>
Undecided	2	28.6
Agree	2	28.6
Strongly Agree	3	42.9
<b>Total</b>	<b>7</b>	<b>100.0</b>



KARNATAKA STATE AKKAMAHADEVI WOMEN'S UNIVERSITY  
DEPARTMENT OF SOCIAL WORK

**2018-19 1<sup>st</sup> Semester Teachers Feedback on Curriculum of Different Subjects**

<b>Subject and Course</b>		
<b>Subject</b>	<b>Frequency</b>	<b>Percent</b>
SW-H-1.1: History and Philosophy of Social Work	1	16.7
SW-H-1.2: Working with Individuals and Families	1	16.7
FW-H-1.3: Orientation Visit and Concurrent Field Work	1	16.7
SW-S-1.4: Human Behavior and Dynamics	1	16.7
SW-S-1.5: Society and Culture	1	16.7
SW-OE-1.1: Child Protection	1	16.7
<b>Total</b>	<b>6</b>	<b>100.0</b>

<b>Develops useful Citizens to Society</b>		
	<b>Frequency</b>	<b>Percent</b>
Agree	4	66.7
Strongly Agree	2	33.3
<b>Total</b>	<b>6</b>	<b>100.0</b>

<b>Moral, Cultural and Ethical Vales in Students</b>		
	<b>Frequency</b>	<b>Percent</b>
Agree	4	66.7
Strongly Agree	2	33.3
<b>Total</b>	<b>6</b>	<b>100.0</b>

<b>Develops Competitive Spirit</b>		
	<b>Frequency</b>	<b>Percent</b>
Agree	2	33.3
Strongly Agree	4	66.7
<b>Total</b>	<b>6</b>	<b>100.0</b>

<b>Skills necessary to meet the global challenges</b>		
	<b>Frequency</b>	<b>Percent</b>
Agree	4	66.7
Strongly Agree	2	33.3
<b>Total</b>	<b>6</b>	<b>100.0</b>

<b>Develops Potential Essential for Job Market</b>		
	<b>Frequency</b>	<b>Percent</b>
Agree	3	50.0
Strongly Agree	3	50.0
<b>Total</b>	<b>6</b>	<b>100.0</b>

<b>Self-dependent or self-reliant of students</b>		
	<b>Frequency</b>	<b>Percent</b>
Agree	3	50.0
Strongly Agree	3	50.0
<b>Total</b>	<b>6</b>	<b>100.0</b>

<b>Ample opportunities for Creativity</b>		
	<b>Frequency</b>	<b>Percent</b>
Agree	4	66.7
Strongly Agree	2	33.3
<b>Total</b>	<b>6</b>	<b>100.0</b>

<b>Assure them of definite benefit for students</b>		
	<b>Frequency</b>	<b>Percent</b>
Agree	5	83.3
Strongly Agree	1	16.7
<b>Total</b>	<b>6</b>	<b>100.0</b>

<b>Balance in curricular and extra curriculum activities</b>		
	<b>Frequency</b>	<b>Percent</b>
Agree	5	83.3
Strongly Agree	1	16.7
<b>Total</b>	<b>6</b>	<b>100.0</b>

<b>Present curriculum requires more time and effort</b>		
	<b>Frequency</b>	<b>Percent</b>
Agree	2	33.3
Strongly Agree	4	66.7
<b>Total</b>	<b>6</b>	<b>100.0</b>



KARNATAKA STATE AKKAMAHADEVI WOMEN'S UNIVERSITY  
DEPARTMENT OF SOCIAL WORK

**2018-19 2<sup>nd</sup> Semester Teachers Feedback on Curriculum of Different Subjects**

<b>Subject and Course</b>		
	<b>Frequency</b>	<b>Percent</b>
SW-H-2.1: Working with Groups	1	16.7
SW-H-2.2: Working with Communities	1	16.7
FW-H-2.3: Concurrent Field Work	1	16.7
SW-S-2.4: Social Work Administration and Social Action	1	16.7
SW-S-2.5: Social Policy, Planning and Development	1	16.7
SW-OE-2.1: Gerontological Social Work	1	16.7
<b>Total</b>	<b>6</b>	<b>100.0</b>

<b>Develops useful Citizens to Society</b>		
	<b>Frequency</b>	<b>Percent</b>
Agree	1	16.7
Strongly Agree	5	83.3
<b>Total</b>	<b>6</b>	<b>100.0</b>

<b>Moral, Cultural and Ethical Values in Students</b>		
	<b>Frequency</b>	<b>Percent</b>
Agree	3	50.0
Strongly Agree	3	50.0
<b>Total</b>	<b>6</b>	<b>100.0</b>

<b>Develops Competitive Spirit</b>		
	<b>Frequency</b>	<b>Percent</b>
Agree	2	33.3
Strongly Agree	4	66.7
<b>Total</b>	<b>6</b>	<b>100.0</b>

<b>Skills necessary to meet the global challenges</b>		
	<b>Frequency</b>	<b>Percent</b>
Agree	1	16.7
Strongly Agree	5	83.3
<b>Total</b>	<b>6</b>	<b>100.0</b>

<b>Develops Potential Essential for Job Market</b>		
	<b>Frequency</b>	<b>Percent</b>
Agree	4	66.7
Strongly Agree	2	33.3
<b>Total</b>	<b>6</b>	<b>100.0</b>

<b>Self dependent or self reliant of students</b>		
	<b>Frequency</b>	<b>Percent</b>
Agree	4	66.7
Strongly Agree	2	33.3
<b>Total</b>	<b>6</b>	<b>100.0</b>

<b>Ample opportunities for Creativity</b>		
	<b>Frequency</b>	<b>Percent</b>
Agree	5	83.3
Strongly Agree	1	16.7
<b>Total</b>	<b>6</b>	<b>100.0</b>

<b>Assure them of definite benefit for students</b>		
	<b>Frequency</b>	<b>Percent</b>
Agree	3	50.0
Strongly Agree	3	50.0
<b>Total</b>	<b>6</b>	<b>100.0</b>

<b>Balance in curricular and extra curriculum activities</b>		
	<b>Frequency</b>	<b>Percent</b>
Agree	1	16.7
Strongly Agree	5	83.3
<b>Total</b>	<b>6</b>	<b>100.0</b>

<b>Present curriculum requires more time and effort</b>		
	<b>Frequency</b>	<b>Percent</b>
Agree	2	33.3
Strongly Agree	4	66.7
<b>Total</b>	<b>6</b>	<b>100.0</b>



KARNATAKA STATE AKKAMAHADEVI WOMEN'S UNIVERSITY  
DEPARTMENT OF SOCIAL WORK

**2018-19 3<sup>rd</sup> Semester Teachers Feedback on Curriculum of Different Subjects**

Subject and Course		
Subject	Frequency	Percent
SW-H-3.1: Human Rights, Social Justice and Social Work	1	16.7
SW-H-3.2: Social Work Research and Statistics	1	16.7
FW-H-3.3: Concurrent Field Work	1	16.7
SWC-H-3.4: Social Work Camp	1	16.7
SW-S-3.5: Counseling: Theory and Practice	1	16.7
SW-S-3.6: Management of Non-Governmental Organisations	1	16.7
SW-OE-3.2: Disaster Management	1	16.7
<b>Total</b>	<b>7</b>	<b>100.0</b>

Develops useful Citizens to Society		
	Frequency	Percent
Undecided	2	28.6
Agree	2	28.6
Strongly Agree	3	42.9
<b>Total</b>	<b>7</b>	<b>100.0</b>

Moral, Cultural and Ethical Values in Students		
	Frequency	Percent
Agree	3	42.9
Strongly Agree	4	57.1
<b>Total</b>	<b>7</b>	<b>100.0</b>

Develops Competitive Spirit		
	Frequency	Percent
Undecided	1	14.3
Agree	2	28.6
Strongly Agree	4	57.1
<b>Total</b>	<b>7</b>	<b>100.0</b>

Skills necessary to meet the global challenges		
	Frequency	Percent
Agree	4	57.1
Strongly Agree	3	42.9

<b>Total</b>	<b>7</b>	<b>100.0</b>
--------------	----------	--------------

<b>Develops Potential Essential for Job Market</b>		
	<b>Frequency</b>	<b>Percent</b>
Undecided	1	14.1
Agree	2	28.6
Strongly Agree	4	57.1
<b>Total</b>	<b>7</b>	<b>100.0</b>



<b>Self-dependent or self-reliant of students</b>		
	<b>Frequency</b>	<b>Percent</b>
Undecided	1	14.1
Agree	3	42.9
Strongly Agree	3	42.9
<b>Total</b>	<b>7</b>	<b>100.0</b>

<b>Ample opportunities for Creativity</b>		
	<b>Frequency</b>	<b>Percent</b>
Undecided	2	28.6
Agree	2	28.6
Strongly Agree	3	42.9
<b>Total</b>	<b>7</b>	<b>100.0</b>

<b>Assure them of definite benefit for students</b>		
	<b>Frequency</b>	<b>Percent</b>
Agree	2	28.6
Strongly Agree	5	71.4
<b>Total</b>	<b>7</b>	<b>100.0</b>

<b>Balance in curricular and extra curriculum activities</b>		
	<b>Frequency</b>	<b>Percent</b>
Undecided	2	28.6
Agree	2	28.6
Strongly Agree	3	42.9
<b>Total</b>	<b>7</b>	<b>100.0</b>

<b>Present curriculum requires more time and effort</b>		
	<b>Frequency</b>	<b>Percent</b>
Undecided	1	14.3
Agree	2	33.3
Strongly Agree	4	66.7
<b>Total</b>	<b>7</b>	<b>100.0</b>

KARNATAKA STATE AKKAMAHADEVI WOMEN'S UNIVERSITY  
DEPARTMENT OF SOCIAL WORK

**2018-19 4<sup>th</sup> Semester Teachers Feedback on Curriculum of Different Subjects**

Subject and Course		
Subject	Frequency	Percent
SW-H-4.1: Rural and Urban Community Development	1	16.7
SW-H-4.2: Medical and Psychiatric Social Work	1	16.7
FW-H-4.3: Concurrent Field Work	1	16.7
PW-H 4.4: Project Report	1	16.7
FW-H-4.5: Block Placement Training	1	16.7
SW-S-4.6: Human Resource Management and Labour Welfare	1	16.7
SW-S-4.7: Correctional Administration and Social Defense	1	16.7
<b>Total</b>	<b>7</b>	<b>100.0</b>

Develops useful Citizens to Society		
	Frequency	Percent
Agree	3	42.9
Strongly Agree	4	57.1
<b>Total</b>	<b>7</b>	<b>100.0</b>

Moral, Cultural and Ethical Values in Students		
	Frequency	Percent
Undecided	1	14.3
Agree	2	28.6
Strongly Agree	4	57.1
<b>Total</b>	<b>7</b>	<b>100.0</b>

Develops Competitive Spirit		
	Frequency	Percent
Undecided	1	14.1
Agree	3	42.9
Strongly Agree	3	42.9
<b>Total</b>	<b>7</b>	<b>100.0</b>

Skills necessary to meet the global challenges		
	Frequency	Percent
Agree	4	57.1
Strongly Agree	3	42.9
<b>Total</b>	<b>7</b>	<b>100.0</b>



<b>Develops Potential Essential for Job Market</b>		
	<b>Frequency</b>	<b>Percent</b>
Undecided	2	28.6
Agree	2	28.6
Strongly Agree	3	42.9
<b>Total</b>	<b>7</b>	<b>100.0</b>


<b>Self-dependent or self-reliant of students</b>		
	<b>Frequency</b>	<b>Percent</b>
Agree	4	57.1
Strongly Agree	3	42.9
<b>Total</b>	<b>7</b>	<b>100.0</b>

<b>Ample opportunities for Creativity</b>		
	<b>Frequency</b>	<b>Percent</b>
Undecided	1	14.1
Agree	3	42.9
Strongly Agree	3	42.9
<b>Total</b>	<b>7</b>	<b>100.0</b>

<b>Assure them of definite benefit for students</b>		
	<b>Frequency</b>	<b>Percent</b>
Agree	4	57.1
Strongly Agree	3	42.9
<b>Total</b>	<b>7</b>	<b>100.0</b>

<b>Balance in curricular and extra curriculum activities</b>		
	<b>Frequency</b>	<b>Percent</b>
Agree	3	42.9
Strongly Agree	4	57.1
<b>Total</b>	<b>7</b>	<b>100.0</b>

<b>Present curriculum requires more time and effort</b>		
	<b>Frequency</b>	<b>Percent</b>
Undecided	2	28.6
Agree	2	28.6
Strongly Agree	3	42.9
<b>Total</b>	<b>7</b>	<b>100.0</b>





KARNATAKA STATE AKKAMAHADEVI WOMEN'S UNIVERSITY  
DEPARTMENT OF SOCIAL WORK

**2019-20 1<sup>st</sup> Semester Teachers Feedback on Curriculum of Different Subjects**

<b>Subject and Course</b>		
<b>Subject</b>	<b>Frequency</b>	<b>Percent</b>
SW-H-1.1: History and Philosophy of Social Work	1	16.7
SW-H-1.2: Working with Individuals and Families	1	16.7
FW-H-1.3: Orientation Visit and Concurrent Field Work	1	16.7
SW-S-1.4: Human Behavior and Dynamics	1	16.7
SW-S-1.5: Society and Culture	1	16.7
SW-OE-1.1: Child Protection	1	16.7
<b>Total</b>	<b>6</b>	<b>100.0</b>

<b>Develops useful Citizens to Society</b>		
	<b>Frequency</b>	<b>Percent</b>
Agree	2	33.3
Strongly Agree	4	66.7
<b>Total</b>	<b>6</b>	<b>100.0</b>

<b>Moral, Cultural and Ethical Vales in Students</b>		
	<b>Frequency</b>	<b>Percent</b>
Agree	4	66.7
Strongly Agree	2	33.3
<b>Total</b>	<b>6</b>	<b>100.0</b>

<b>Develops Competitive Spirit</b>		
	<b>Frequency</b>	<b>Percent</b>
Agree	3	50.0
Strongly Agree	3	50.0
<b>Total</b>	<b>6</b>	<b>100.0</b>

<b>Skills necessary to meet the global challenges</b>		
	<b>Frequency</b>	<b>Percent</b>
Agree	3	50.0
Strongly Agree	3	50.0
<b>Total</b>	<b>6</b>	<b>100.0</b>

<b>Develops Potential Essential for Job Market</b>		
--	--	--

	Frequency	Percent
Agree	2	33.3
Strongly Agree	4	66.7
<b>Total</b>	<b>6</b>	<b>100.0</b>

<b>Self-dependent or self-reliant of students</b>		
	Frequency	Percent
Agree	3	50.0
Strongly Agree	3	50.0
<b>Total</b>	<b>6</b>	<b>100.0</b>

<b>Ample opportunities for Creativity</b>		
	Frequency	Percent
Agree	4	66.7
Strongly Agree	2	33.3
<b>Total</b>	<b>6</b>	<b>100.0</b>

<b>Assure them of definite benefit for students</b>		
	Frequency	Percent
Agree	3	50.0
Strongly Agree	3	50.0
<b>Total</b>	<b>6</b>	<b>100.0</b>

<b>Balance in curricular and extra curriculum activities</b>		
	Frequency	Percent
Agree	5	83.3
Strongly Agree	1	16.7
<b>Total</b>	<b>6</b>	<b>100.0</b>

<b>Present curriculum requires more time and effort</b>		
	Frequency	Percent
Agree	2	33.3
Strongly Agree	4	66.7
<b>Total</b>	<b>6</b>	<b>100.0</b>



KARNATAKA STATE AKKAMAHADEVI WOMEN'S UNIVERSITY  
DEPARTMENT OF SOCIAL WORK

**2019-20 2<sup>nd</sup> Semester Teachers Feedback on Curriculum of Different Subjects**

Subject and Course		
	Frequency	Percent
SW-H-2.1: Working with Groups	1	16.7
SW-H-2.2: Working with Communities	1	16.7
FW-H-2.3: Concurrent Field Work	1	16.7
SW-S-2.4: Social Work Administration and Social Action	1	16.7
SW-S-2.5: Social Policy, Planning and Development	1	16.7
SW-OE-2.1: Gerontological Social Work	1	16.7
<b>Total</b>	<b>6</b>	<b>100.0</b>

Develops useful Citizens to Society		
	Frequency	Percent
Agree	1	16.7
Strongly Agree	5	83.3
<b>Total</b>	<b>6</b>	<b>100.0</b>

Moral, Cultural and Ethical Values in Students		
	Frequency	Percent
Agree	3	50.0
Strongly Agree	3	50.0
<b>Total</b>	<b>6</b>	<b>100.0</b>

Develops Competitive Spirit		
	Frequency	Percent
Agree	2	33.3
Strongly Agree	4	66.7
<b>Total</b>	<b>6</b>	<b>100.0</b>

Skills necessary to meet the global challenges		
	Frequency	Percent
Agree	1	16.7
Strongly Agree	5	83.3
<b>Total</b>	<b>6</b>	<b>100.0</b>

<b>Develops Potential Essential for Job Market</b>		
	<b>Frequency</b>	<b>Percent</b>
Agree	4	66.7
Strongly Agree	2	33.3
<b>Total</b>	<b>6</b>	<b>100.0</b>

<b>Self dependent or self reliant of students</b>		
	<b>Frequency</b>	<b>Percent</b>
Agree	4	66.7
Strongly Agree	2	33.3
<b>Total</b>	<b>6</b>	<b>100.0</b>

<b>Ample opportunities for Creativity</b>		
	<b>Frequency</b>	<b>Percent</b>
Agree	5	83.3
Strongly Agree	1	16.7
<b>Total</b>	<b>6</b>	<b>100.0</b>

<b>Assure them of definite benefit for students</b>		
	<b>Frequency</b>	<b>Percent</b>
Agree	3	50.0
Strongly Agree	3	50.0
<b>Total</b>	<b>6</b>	<b>100.0</b>

<b>Balance in curricular and extra curriculum activities</b>		
	<b>Frequency</b>	<b>Percent</b>
Agree	1	16.7
Strongly Agree	5	83.3
<b>Total</b>	<b>6</b>	<b>100.0</b>

<b>Present curriculum requires more time and effort</b>		
	<b>Frequency</b>	<b>Percent</b>
Agree	2	33.3
Strongly Agree	4	66.7
<b>Total</b>	<b>6</b>	<b>100.0</b>



KARNATAKA STATE AKKAMAHADEVI WOMEN'S UNIVERSITY  
DEPARTMENT OF SOCIAL WORK

**2019-20 3<sup>rd</sup> Semester Teachers Feedback on Curriculum of Different Subjects**

Subject and Course		
Subject	Frequency	Percent
SW-H-3.1: Human Rights, Social Justice and Social Work	1	16.7
SW-H-3.2: Social Work Research and Statistics	1	16.7
FW-H-3.3: Concurrent Field Work	1	16.7
SWC-H-3.4: Social Work Camp	1	16.7
SW-S-3.5: Counseling: Theory and Practice	1	16.7
SW-S-3.6: Management of Non-Governmental Organisations	1	16.7
SW-OE-3.2: Disaster Management	1	16.7
<b>Total</b>	<b>7</b>	<b>100.0</b>

Develops useful Citizens to Society		
	Frequency	Percent
Undecided	2	28.6
Agree	2	28.6
Strongly Agree	3	42.9
<b>Total</b>	<b>7</b>	<b>100.0</b>

Moral, Cultural and Ethical Values in Students		
	Frequency	Percent
Agree	3	42.9
Strongly Agree	4	57.1
<b>Total</b>	<b>7</b>	<b>100.0</b>

Develops Competitive Spirit		
	Frequency	Percent
Undecided	1	14.3
Agree	2	28.6
Strongly Agree	4	57.1
<b>Total</b>	<b>7</b>	<b>100.0</b>

Skills necessary to meet the global challenges		
	Frequency	Percent
Agree	4	57.1
Strongly Agree	3	42.9
<b>Total</b>	<b>7</b>	<b>100.0</b>

<b>Develops Potential Essential for Job Market</b>		
	<b>Frequency</b>	<b>Percent</b>
Undecided	1	14.1
Agree	2	28.6
Strongly Agree	4	57.1
<b>Total</b>	<b>7</b>	<b>100.0</b>

<b>Self-dependent or self-reliant of students</b>		
	<b>Frequency</b>	<b>Percent</b>
Undecided	1	14.1
Agree	3	42.9
Strongly Agree	3	42.9
<b>Total</b>	<b>7</b>	<b>100.0</b>

<b>Ample opportunities for Creativity</b>		
	<b>Frequency</b>	<b>Percent</b>
Undecided	2	28.6
Agree	2	28.6
Strongly Agree	3	42.9
<b>Total</b>	<b>7</b>	<b>100.0</b>

<b>Assure them of definite benefit for students</b>		
	<b>Frequency</b>	<b>Percent</b>
Agree	2	28.6
Strongly Agree	5	71.4
<b>Total</b>	<b>7</b>	<b>100.0</b>

<b>Balance in curricular and extra curriculum activities</b>		
	<b>Frequency</b>	<b>Percent</b>
Undecided	2	28.6
Agree	2	28.6
Strongly Agree	3	42.9
<b>Total</b>	<b>7</b>	<b>100.0</b>

<b>Present curriculum requires more time and effort</b>		
	<b>Frequency</b>	<b>Percent</b>
Undecided	1	14.3
Agree	2	33.3
Strongly Agree	4	66.7
<b>Total</b>	<b>7</b>	<b>100.0</b>



KARNATAKA STATE AKKAMAHADEVI WOMEN'S UNIVERSITY  
DEPARTMENT OF SOCIAL WORK

**2019-20 4<sup>th</sup> Semester Teachers Feedback on Curriculum of Different Subjects**

Subject and Course		
Subject	Frequency	Percent
SW-H-4.1: Rural and Urban Community Development	1	16.7
SW-H-4.2: Medical and Psychiatric Social Work	1	16.7
FW-H-4.3: Concurrent Field Work	1	16.7
PW-H 4.4: Project Report	1	16.7
FW-H-4.5: Block Placement Training	1	16.7
SW-S-4.6: Human Resource Management and Labour Welfare	1	16.7
SW-S-4.7: Correctional Administration and Social Defense	1	16.7
<b>Total</b>	<b>7</b>	<b>100.0</b>

Develops useful Citizens to Society		
	Frequency	Percent
Agree	3	42.9
Strongly Agree	4	57.1
<b>Total</b>	<b>7</b>	<b>100.0</b>

Moral, Cultural and Ethical Vales in Students		
	Frequency	Percent
Undecided	1	14.3
Agree	2	28.6
Strongly Agree	4	57.1
<b>Total</b>	<b>7</b>	<b>100.0</b>

Develops Competitive Spirit		
	Frequency	Percent
Undecided	1	14.1
Agree	3	42.9
Strongly Agree	3	42.9
<b>Total</b>	<b>7</b>	<b>100.0</b>

Skills necessary to meet the global challenges		
	Frequency	Percent
Agree	4	57.1
Strongly Agree	3	42.9
<b>Total</b>	<b>7</b>	<b>100.0</b>

<b>Develops Potential Essential for Job Market</b>		
	<b>Frequency</b>	<b>Percent</b>
Undecided	2	28.6
Agree	2	28.6
Strongly Agree	3	42.9
<b>Total</b>	<b>7</b>	<b>100.0</b>

<b>Self-dependent or self-reliant of students</b>		
	<b>Frequency</b>	<b>Percent</b>
Agree	4	57.1
Strongly Agree	3	42.9
<b>Total</b>	<b>7</b>	<b>100.0</b>

<b>Ample opportunities for Creativity</b>		
	<b>Frequency</b>	<b>Percent</b>
Undecided	1	14.1
Agree	3	42.9
Strongly Agree	3	42.9
<b>Total</b>	<b>7</b>	<b>100.0</b>

<b>Assure them of definite benefit for students</b>		
	<b>Frequency</b>	<b>Percent</b>
Agree	4	57.1
Strongly Agree	3	42.9
<b>Total</b>	<b>7</b>	<b>100.0</b>

<b>Balance in curricular and extra curriculum activities</b>		
	<b>Frequency</b>	<b>Percent</b>
Agree	3	42.9
Strongly Agree	4	57.1
<b>Total</b>	<b>7</b>	<b>100.0</b>

<b>Present curriculum requires more time and effort</b>		
	<b>Frequency</b>	<b>Percent</b>
Undecided	2	28.6
Agree	2	28.6
Strongly Agree	3	42.9
<b>Total</b>	<b>7</b>	<b>100.0</b>